

NJ BUILD [NJ BUILDERS UTILIZATION INITIATIVE FOR LABOR DIVERSITY PROGRAM]

PL 2009, Chapters 313 and 335 | Eight-Year Retrospective Report



ROBERT ASARO-ANGELO | Commissioner
Submitted December 2019

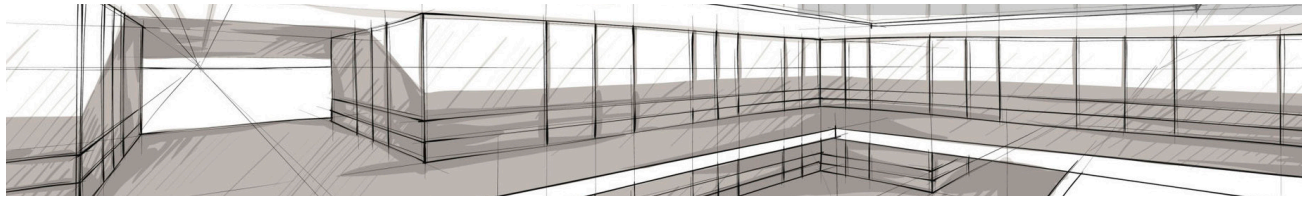
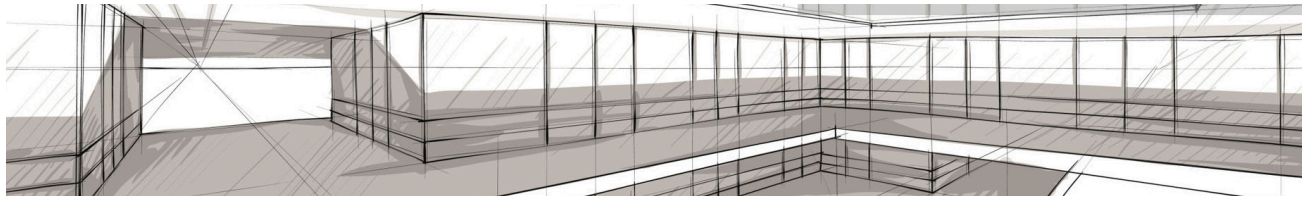
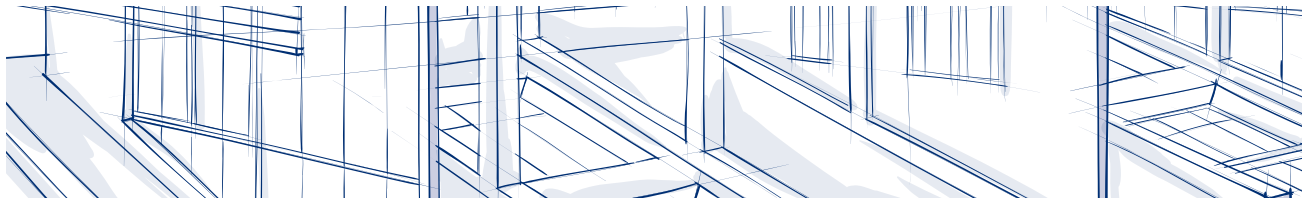


TABLE OF CONTENTS

Executive Summary	i
Fiscal Implementation	i
Program Implementation and Outcomes	i
Conclusions and Next Steps.....	ii
Overview	iii
Legislation.....	iii
Program Revenues	1
NJ Build Programs Administered by the New Jersey Department of Labor and Workforce Development	1
Training Program Overview.....	2
Outcomes	2
Expenditures.....	3
Program Models	3
WomenBuild.....	3
Consortium Training Grants.....	4
Individual Training Accounts	5
Helmets to Hardhats (H2H) Grant Program	6
County Grant Programs.....	7
City Grant Programs	8
Incarcerated Women in Construction Grant Program	9
Highway to Employment (H2E) Grant Program	10
Programs Ending in FY 2019	
Recommendations	10
1. Empower NJDOL to collect information on eligible public works projects and compel agencies to contribute to NJ BUILD.....	10



2. Intensify program oversight and provide technical assistance when needed	11
3. Identify and implement the most effective program models	11
4. Establish EEO-AA compliance auditing of NJ BUILD public works contracts	11
5. Publish the NJ BUILD implementation report annually	12
Attachment A.....	13
NJ BUILD Fund Contributions by Agency, Prime Contractor, and Fiscal Year	
Attachment B.....	39
NJ BUILD 0.5 Percent Contributions by Agency	
Attachment C.....	40
New Jersey's Construction Industry	
Attachment D.....	44
NJ BUILD Program Expenditures	
Attachment E.....	48
NJ BUILD Budget Summary	
Attachment F.....	49
NJ BUILD Trade Hour Utilization	



EXECUTIVE SUMMARY

Public Law 2009, Chapter 313 was enacted to provide training opportunities for minorities and women in the construction and construction-related trades so they can realize equal employment opportunity in public contracting. The law, entitled New Jersey Builders Utilization for Labor Diversity Program (NJ BUILD Initiative) was implemented pursuant to the Treasurer's statutory authority under the Law Against Discrimination at N.J.S.A. 10:5-31 et. seq. and the adoption of regulations at N.J.A.C. 17:27-7.5. The annual Appropriations Act and enactment of P.L. 2009 Chapter 313 and later, Chapter 335 provide the statutory framework by ensuring that there is a continued pool of properly trained minorities and women available for employment on public contracts.

A training fund allocation requirement was included in the Fiscal Year (FY) 2009 Appropriations Act and its amendments to provide an ongoing source of funding for NJ BUILD Initiative. Under the law, all state agencies are required to pay one-half of one percent of the total cost of public works construction contracts that are equal to or greater than \$1 million to Department of Labor and Workforce Development (NJDOLE) immediately upon award of the contract.^{1,2} The fund allocation mechanism addresses the long-term sustainability of the construction trades training programs for minorities and women by ensuring a steady stream of support.

The law requires summary reports of the programs fiscal and programmatic operations. This report, the first published since 2011, retrospectively covers fiscal years 2011 through 2018.

Fiscal Implementation

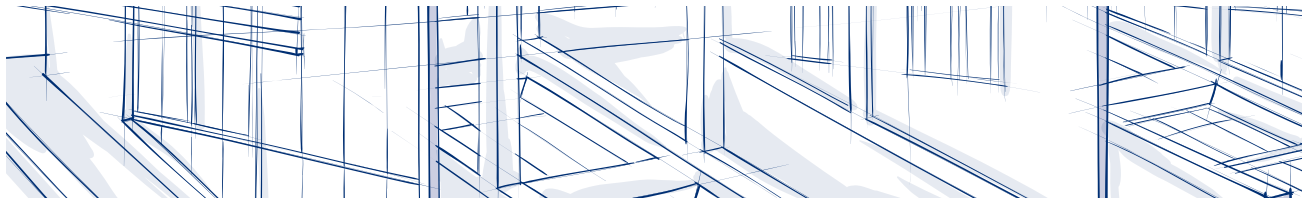
- From FY 2011 through FY 2018, NJDOLE disbursed an average of \$795,000 per fiscal year and a total of \$6.4 million to support NJ BUILD Initiative training programs for minorities and women. NJDOLE disbursed the most funding in FY 2017 (\$1.3 million) and the least in FY 2018.
- Over the eight-year period, the cost per participant was about \$5,100 and the cost per employed participant was \$11,500. A recent study demonstrated that the benefits of training can be as high as \$30,500 per adult participant with no disabilities 2.5 years after training; the lifetime benefits to the participant can be as much as \$270,000.

Program Implementation and Outcomes

- NJDOLE released several Notices of Grant Opportunity (NGOs) over the eight-year period with various program models. Training models were developed based on a number of factors including the commitment of contractors and trade unions to recruit and train minorities and women, the availability of approved training providers, and the feasibility and likelihood of effectiveness of the applicants' program proposals.

¹ A public works contract is any contract to be performed for or on behalf of the State or any county or municipality or other political subdivision of the State, or any agency or authority created by any of the foregoing, for the construction, alteration, repair, or demolition of any building or public work or for the acquisition of materials, equipment, supplies, or goods and services, including professional services, with respect to which discrimination in the hiring of persons for the performance of work thereunder, or under any subcontract thereunder, by reason of race, creed, color, national origin, ancestry, marital status, affectional or sexual orientation, gender identity or expression, disability, nationality, or sex is prohibited under N.J.S.A. 10:2-1.

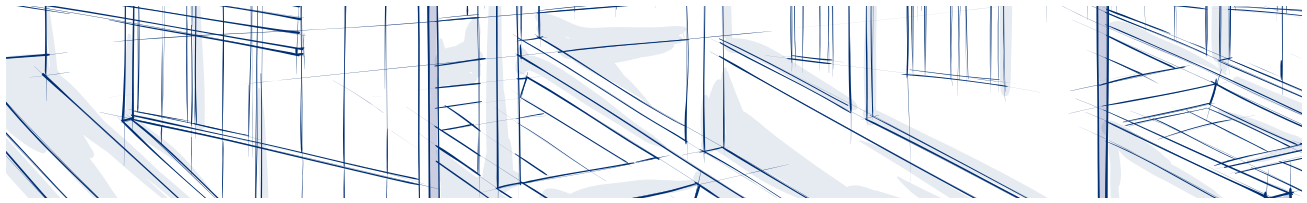
² Compliance with the training fund allocation requirements by local governments has been held in abeyance pending review of local mandates issues by the Attorney General's Office. However, some local governments have allocated the training funds on paper and are holding the release of the funds in abeyance pending the outcome of the Attorney General's advice.



- About 1,200 participants were served by NJ BUILD Initiative programs between FY 2011 and FY 2018. Of the participants who enrolled in training, 86 percent completed; of the completers, 70 percent were placed into employment. Eighty-eight percent of the employed women and minority participants were placed into jobs in the construction sector.

Conclusions and Next Steps

- NJDOL has created the first-ever NJ BUILD Initiative Office and appointed a permanent director. The office is taking measures to address the major implementation issues identified in this report. These include intensifying oversight and technical assistance, identifying and implementing the most effective program models, and applying accountability controls, underpinned by better data collection.
- NJDOL alone cannot address NJ BUILD Initiative's fiscal issues, however. First, NJDOL should be able to identify the universe of eligible contracts so that the extent of compliance can be assessed. The Office of the State Comptroller has begun to share records of public works contracts in excess of \$2 million, which is an excellent step toward that aim. Other fiscal issues requiring additional assistance include projecting the program budget and retaining unspent NJ BUILD Initiative funds from year to year.



OVERVIEW

Legislation

Public Law 2009, Chapter 313 was enacted to provide training opportunities for minorities and women in the construction trades and construction-related trades so they can realize equal employment opportunity in public contracting. The law, entitled New Jersey Builders Utilization for Labor Diversity Program (NJ BUILD Initiative) was implemented pursuant to the Treasurer's statutory authority under the Law Against Discrimination at N.J.S.A. 10:5-31 et. seq. and the adoption of regulations at N.J.A.C. 17:27-7.5. The annual Appropriations Act and enactment of P.L. 2009 Chapters 313 and 335 provide the statutory framework by ensuring that there is a continued pool of qualified minorities and women available for employment on public contracts.


A training fund allocation requirement was included in the Fiscal Year (FY) 2009 Appropriations Act and its amendments to provide an ongoing source of funding for NJ BUILD Initiative. Under the law, all State government agencies, independent authorities, and colleges and universities are required to pay one-half of one percent of the total cost of public works construction contracts that are equal to or greater than \$1 million to the NJDOL immediately upon award of the contract.^{3,4} The fund allocation mechanism addresses the long-term sustainability of the construction trades training programs for minorities and women by ensuring a steady stream of support.

The original legislation defined distinct roles for the New Jersey Department of the Treasury (Treasury) and NJDOL. Over the first two years of implementation, Treasury was responsible for ensuring that public agencies contribute training funds to the NJ BUILD Initiative and monitoring contractors who have been awarded public contracts to ensure that minorities and women were being hired in accordance with applicable targeted Equal Employment Opportunity/Affirmative Action (EEO/AA) goals. NJDOL was responsible for receipt of the training funds and for developing and implementing training programs. Beginning in FY 2012, Treasury and Labor executed an intergovernmental agreement transferring the EEO/AA compliance functions from Treasury to Labor.

The law also required NJDOL to publish an annual report summarizing the program's fiscal and programmatic operations. This report, the first published since 2011, retrospectively covers fiscal years 2011 through 2018.

³ A public works contract is any contract to be performed for or on behalf of the State or any county or municipality or other political subdivision of the State, or any agency or authority created by any of the foregoing, for the construction, alteration, repair, or demolition of any building or public work or for the acquisition of materials, equipment, supplies, or goods and services, including professional services, with respect to which discrimination in the hiring of persons for the performance of work thereunder, or under any subcontract thereunder, by reason of race, creed, color, national origin, ancestry, marital status, affectional or sexual orientation, gender identity or expression, disability, nationality, or sex is prohibited under N.J.S.A. 10:2-1

⁴ Compliance with the training fund allocation requirements by local governments has been held in abeyance pending review of the local mandates issues by the Attorney General's Office. However, some local governments have allocated the training funds on paper and are holding the release of the funds in abeyance pending the outcome of the Attorney General's advice.



Program Revenues

Figure 1 shows the total amount paid to NJDOL from the one half of one percent contributions for public works contracts by fiscal year. From FY 2011 through FY 2018, \$31.7 million was deposited into NJDOL's NJ BUILD accounts. The average annual contribution was \$3.9 million. There was a great deal of variation from year to year, with a high of about \$6.7 million in FY 2011, to about \$1.6 million in FY 2014. **Attachment A** lists every contribution by fiscal year, agency, and prime contractor. **Attachment B** shows the total contributions made by agency over the eight-year period.

FIGURE 1 NJ BUILD Revenues by Fiscal Year

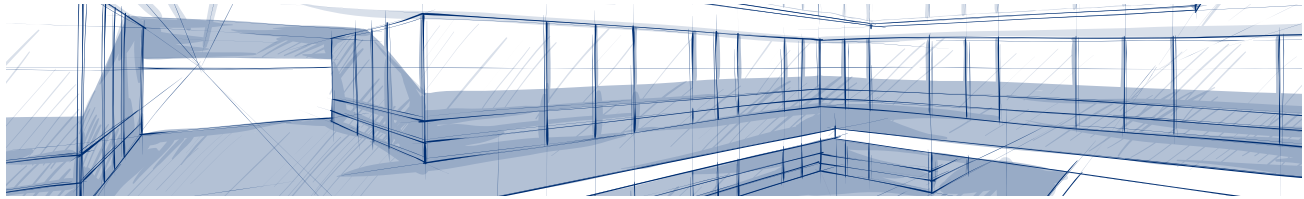


NJ BUILD PROGRAMS ADMINISTERED BY NJDOL

NJDOL released several Notices of Grant Opportunity (NGOs) over the eight-year period with various program models. Training models were developed based on a number of factors including the commitment of contractors and trade unions to recruit and train minorities and women, the availability of approved training providers, labor market demand, the feasibility and likelihood of effectiveness of the applicants' program proposals.⁵

This section begins with a review of NJ BUILD outcomes and expenditures across program models and fiscal years. The outcomes reported and summarized in **Table 1** include the number of minority and women participants who were enrolled in training, the number and percentage of enrollees who completed training, and the number and percentage of completers who obtained employment in the construction sector. Expenditures by fiscal year are shown in **Figure 2**. The associated narrative estimates the cost per participant and the cost per employed participant over the eight-year period. **Attachment D** includes a detailed list of funds obligated, the amount spent, and the amount of remaining funds by grantee and fiscal year. **Attachment E** is a summary of NJDOL's NJ BUILD budget, including revenues, expenditures, reversions to the General Fund, and year-to-year carry-overs.

⁵ See **Attachment C** for a labor market analysis of the Construction Sector from 2011 to 2018.



Following this overview, each program model is listed in chronological order according to the fiscal year in which it was introduced, including a summary description, program outcomes, and benchmarks where applicable. Program outcomes are also summarized in **Tables 2 through 11**.

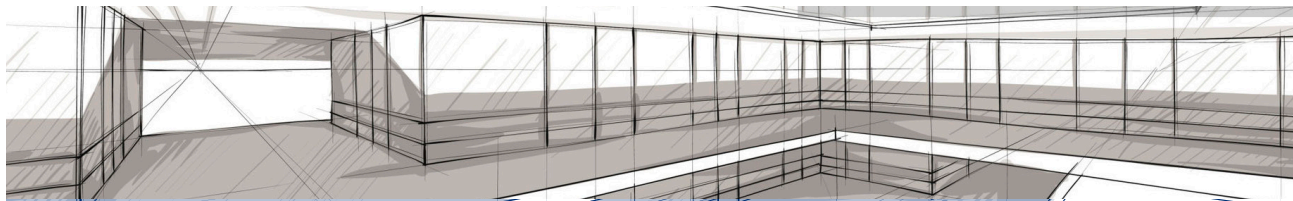
Training Program Overview

Outcomes

As shown in **Table 1** below, 1,242 participants were served by NJ BUILD programs that began and ended from FY 2011 through FY 2018. In all likelihood, this estimate is an undercount, since several program models were required only to count program completion, but not enrollment. About one quarter of the individuals served (313) received services from county apprenticeship coordinators, a program for which completion and placement outcomes were not reported. Of the 942 the remaining participants, 813 (86%) completed training. Of the 813 completers, 40 were incarcerated women who were not available for placement into employment upon completion of the training program. A total of 554 out of 773 completers who were eligible for employment were placed into employment (70%). Twelve percent (64) of the NJ BUILD participants who obtained jobs did so outside of the construction sector. However, sector of employment was not reported for several grant programs, so this number may be an undercount.

TABLE 1 NJ BUILD Program Summary Outcomes

Total served by NJ BUILD programs	1,242
Completion and placement unavailable	313
Completed training	813
Completers not eligible for immediate employment	40
Completers placed in construction sector employment	490
Completers placed in other employment	64

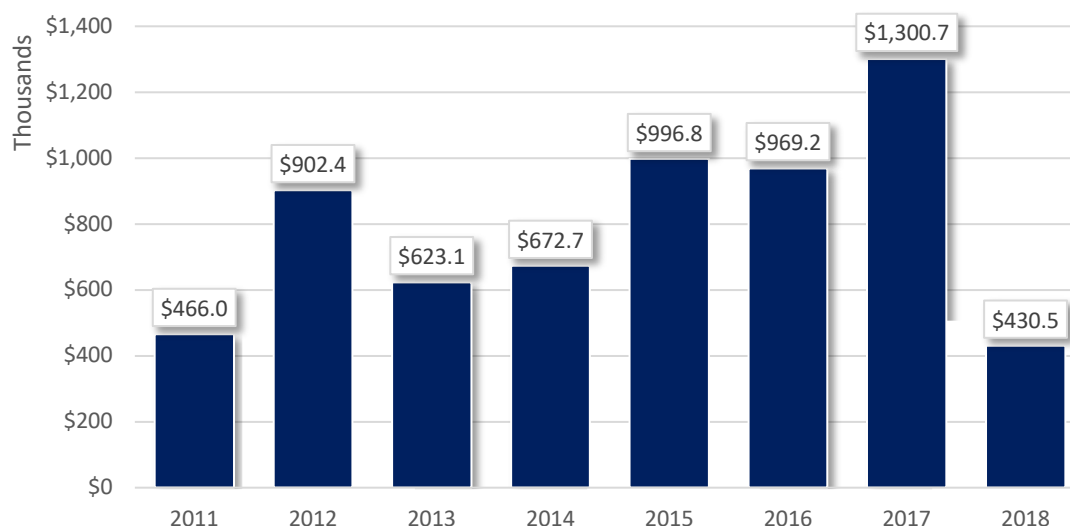


Expenditures

Figure 2 shows funds spent on training programs by fiscal year. From FY 2011 through 2018, NJDOL disbursed an average of \$795,000 per fiscal year and a total of \$6.4 million to support NJ BUILD training for minorities and women. NJDOL disbursed the most funding in FY 2017 (\$1.3 million) and the least in FY 2018.

Over the eight-year period covered in this report, the cost per NJ BUILD participant was \$5,121.94 (total expended divided by the number served). When total costs are divided by the number who obtained employment, the cost per employed participant was \$11,482.77. According to a meta-analysis conducted by the Upjohn Institute on a variety of training programs in Washington State, the short-term (2.5-year) benefit of training for adult participants ranged from a low of \$3,329 to a high of \$30,470. The lowest short-term return on investment was found in private career school training; the highest in apprenticeship programs. The same study found that apprenticeships had public benefits that exceed the public costs in the first 2.5 years.⁶

FIGURE 2 NJ BUILD Program Expenditures




Program Models

WomenBuild

The WomenBuild program focused on female ex-offenders and other women living in Essex or Camden counties. Participants received training in the construction trades, case management services, and placement services in registered apprenticeship programs or skilled trade jobs with industry partners.

In FY 2011, two organizations were awarded grants for \$300,000 through a competitive NGO process. The two community-based organizations were the Hispanic Family Center of Southern New Jersey (HFC) and the New Jersey Institute for Social Justice (NJISJ). HFC provides a broad range of culturally relevant social services and advocacy programs that promoted and encouraged empowerment and self-sufficiency. Both programs operated from October 2010 through March 2012.

⁶ Hollenbeck, Kevin M., and Wei-Jang Huang. 2014. Net Impact and Benefit-Cost Estimates of the Workforce Development System in Washington State. Upjohn Institute Technical Report No. 13-029. Kalamazoo, MI: W.E. Upjohn Institute for Employment Research, p. 8. <https://doi.org/10.17848/tr13-029>.



The grantees were required to conduct two training cycles and serve a total of 60 participants. After both cycles were completed, HFC had trained 15 participants, or 50 percent of its performance target, and NJISJ trained 10, or 33 percent of its target. Overall, the grant program trained 25 participants, falling short of the program's performance goal. Seventeen were placed into employment, more than half of whom were placed outside of the construction sector.

An on-the-job training incentive partially subsidized the wages of graduates from the WomenBuild training grants. Construction employers were reimbursed 50 percent of full-time wages for up to a six-month period with a minimum salary of \$10 per hour. Since many program participants had limited or no work history in construction, this incentive-based program supported on-the-job training while the participants earned full-time wages.

TABLE 2 WomenBuild Program Outcomes

Grantee	Graduated		Placed	
	Goal	Actual	Construction	Other Sector
Hispanic Family Center	30	15	8	5
NJ Institute for Social Justice	30	10	0	4
Total	60	25	8	9

Consortium Training Grants

The Consortium Training Grant model funded various organizations with prior experience providing training and employment opportunities to women and minorities. Each grantee was required to collaborate with its Workforce Investment Board (WIB) and other stakeholders such as community, faith-based, and labor organizations. Each grantee also developed an employer council to review and provide input on curriculum development, host site visits, speak with program participants, and provide employment opportunities to qualified program graduates.

The maximum payment per trainee was \$7,000 for training services and \$500 for administrative costs. An additional payment for placement services was \$2,000, payable on the following fee-for-service schedule:

- \$600 for job development plan and placement into employment
- \$400 upon 30 days of job retention and case monitoring
- \$300 upon 60 days of job retention and case monitoring
- \$700 upon 90 days of job retention and case monitoring

Statewide Consortium Training Grants

A statewide competitive NGO was issued in April 2011 for eligible training providers and their partners to recruit and train women and minorities in the construction trades with the ultimate goal of placing graduates into jobs in the construction trades. Four \$190,000 grants were awarded totaling \$760,000 to the Hudson County Surrogate, Orange Housing Authority (OHA), Roofers Local #4, and Union Organization for Social Services (UOSS). Each grantee was to train 20 participants from July 2011 through January 2013. The Statewide Consortium Training Grants reached 64 out of its targeted 80 participants (80%). Hudson County trained 12 (60%), OHA and UOSS each trained 15 (75%), and Roofers Local #4 exceeded its goal, training 22 (110%). Forty-five participants were placed into employment, 13 of whom were employed outside of the construction sector.




TABLE 3 Statewide Consortium Training Grant Outcomes

Grantee	Graduated		Placed	
	Goal	Actual	Construction	Other Sector
Hudson County Surrogate	20	12	8	3
Orange Housing Authority	20	15	0	10
Roofers Local #4	20	22	22	0
Union Organization for Social Services	20	15	2	0
Total	80	64	32	13

Newark Consortium Training Grants

NJDOL issued another competitive NGO in FY 2013 for eligible training providers to recruit and train women and minorities to meet the demand for an expected increase in construction activity in Newark. Grants of \$150,000 each were awarded to NJISJ and Roofers Local #4. The performance benchmarks for each were to graduate 20 participants, and place 18 out of the 20 graduates in apprenticeable construction occupations. The 18-month contract period was from July 2012 through December 2013.

The Newark Consortium Training Grant included pre-apprenticeship training, basic skills instruction, workforce readiness skills instruction, and a structured work experience. Eighteen participants completed training at NJISJ (90%), and 15 of the 18 were placed in employment (83%), five of whom were placed into jobs in the construction sector. Roofers Local #4 exceeded both benchmarks, graduating and placing 21 participants in employment in the construction sector.

TABLE 4 Newark Consortium Training Grant Outcomes

Grantee	Enrolled		Graduated		Placed		
	Goal	Actual	Goal	Actual	Goal	Construction	Other
NJ Institute for Social Justice	24	22	20	18	18	5	10
Roofers Local #4 Apprentice Program	24	21	20	21	18	21	0
Total	48	43	40	39	36	26	10

Individual Training Accounts

The Individual Training Account (ITA) model is a customer choice model. Essentially, an ITA is a grant that subsidizes the cost of training with an approved provider. In FY 2012, NJDOL provided funding to 11 Workforce Investment Boards (WIBs) to support ITAs targeted to training women and minorities in the construction trades. The ITAs covered up to \$7,500 in training with any approved provider on the State's Eligible Training Provider List (ETPL). This program model incorporated a holdback of 20 percent of the total contract to be released when the graduate was placed. The 17-month grant period, was from July 2011 through January 2013. Unused funds from the FY 2012 ITA program supported a special summer ITA program in July 2012 (FY 2013).

In FY 2014, another \$489,875 in ITA funding was set aside for seven eligible training providers that prepared participants for employment in the construction trades.

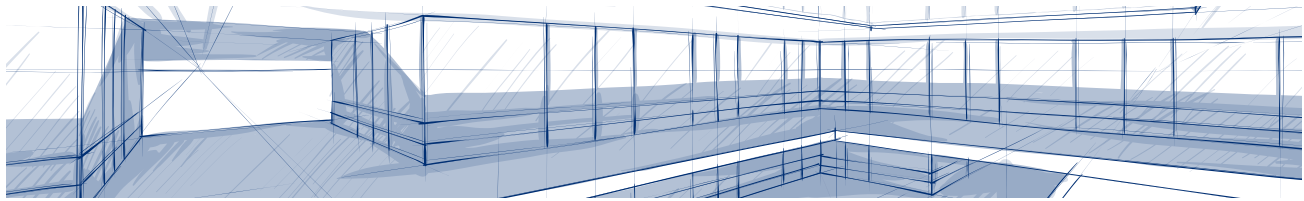


TABLE 5 Individual Training Account (ITA) Outcomes

Grantee	Graduated	Placed	
		Construction	Other Sector
Varous WIBs	89	20	20
Summer Program	41	20	11
Various State ETPS	75	7	1
Total	205	47	32

An on-the-job training incentive partially subsidized the wages of graduates of all ITA-subsidized NJ BUILD training participants. Construction employers were reimbursed 50 percent of full-time wages for up to a six-month period with a minimum salary of \$10.

Helmet to Hardhats (H2H) Grant Program

The purpose of the New Jersey Helmet to Hardhats (H2H) is to help National Guard, Reserve, retired and transitioning active-duty, female and minority service members connect to training and career opportunities in construction. Grantees selected for this program were to work with the national H2H office to:

- Recruit participants;
- Provide job coaching and employment preparation services;
- Provide training opportunities leading to job placement in the construction industry or in an industry-related apprenticeship;
- Assist participants in obtaining sustainable employment; and
- Assist participants in retaining employment for up to 120 days.

Two applications were received in response to an NGO issued by NJDOL in FY 2014: one from the New Jersey Building and Construction Trades Council (NJBCTC) and the other from the New Jersey Pipe Trades Association. Both were awarded, but the New Jersey Pipe Trades Association withdrew before implementation. A total of \$209,900 of NJ BUILD funds were set aside to train 65 women or minority participants. The training period was from March 2014 to February 2015.

The original benchmarks were to enroll 58, train 57, and achieve 30-, 60-, 90-, and 120-day job retention with 35, 28, 28, and 28 participants, respectively. A modification was processed that decreased the graduation benchmark to 50, and increased the 30-day placement and retention benchmark from 35 to 45. NJBCTC exceeded its enrollment and graduation goals, but fell short of its placement and retention benchmarks.

The New Jersey Building and Construction Trades Council (NJBCTC) was again awarded a total of \$209,900 H2H funds for training that began in March 2016 and ended in February 2017. Performance goals for the second NJBCTC award were also modified from the original targets. In the end, NJBCTC was to enroll 58 participants, graduate 50, place and achieve 30-day retention with 35 of those graduates, and achieve 60-, 90-, and 120-day job retention with 30, respectively. NJBCTC exceeded all of its benchmarks as shown below.




TABLE 6 Helmets to Hardhats Program

Year	Enrolled	Graduated	Placed and Retained			
			30-Day	60-Day	90-Day	120-Day
FY 2014	65	65	29	29	27	27
FY 2015	58	58	45	42	38	38
FY 2016	60	60	35	35	35	31
FY 2017	61	61	43	43	43	NM**
FY 2018	38	38	32	31	25	NM**
TOTAL	282	282	184	180	168	ND*

* ND: No Data

** NM: Not Measured

County Apprenticeship Coordinator (CAC) Grant Program

The County Apprenticeship Coordinator (CAC) program is an ongoing program that uses an apprenticeship-training model to provide opportunities for employers to build a qualified workforce, and for workers to obtain high-skilled, high-paying jobs. During FY 2015, and continuing into FY 2016, NJDOL supplemented \$541,291 in State Workforce Development Partnerships (WDP) program funding with an additional \$78,126 in NJ BUILD funds. Program funding supported 19 CACs housed in vocational schools and community colleges throughout the state. The NJ BUILD funds were provided to fund county apprenticeship coordinators, at a maximum cost of \$3,750 per county, to be used for the purpose of promoting access to and completion of registered apprenticeships in the building and construction trades to women and minorities. The original contract period was July 2014 through June 2015; it was extended through December 2015.

TABLE 7 County Apprenticeship Coordinator Outcomes

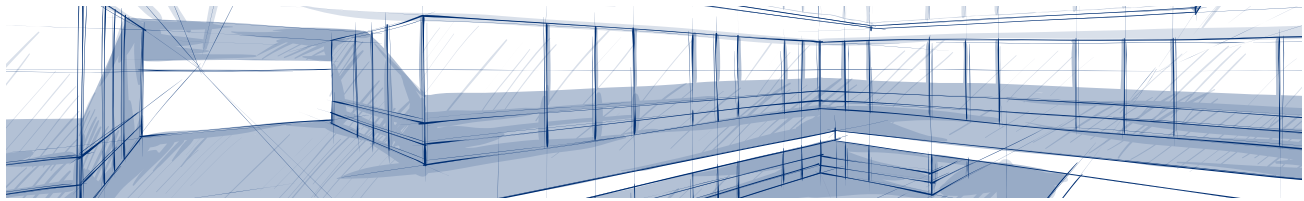
Grantee	Participants Served
Various County Vocational Schools & Community Colleges	313

County Grant Programs

The FY 2016 county grant program provided training to prepare women and minorities for employment in construction-related jobs or union apprenticeships paying a minimum of 51 percent above the minimum wage. NJDOL awarded a total of \$784,243 across the three counties listed below. At the end of the program period, \$538,966 (69%) of these funds was expended. The training period was July 2015 through December 2016. Program outcomes are reported in **Table 8**.

Atlantic County

The Atlantic County program promoted outreach and pre-apprenticeship training in the construction trades for female and minority Atlantic County residents to prepare them for union apprenticeships or employment. In FY 2016, the Northeast Carpenters Apprentice Training and Education Fund (NECATEF) was awarded \$190,064, with a maximum allowable cost of \$4,751.60 per participant. The goals for this program were to train and graduate at least 40 participants and place at least 36 in construction-related employment or apprenticeship programs meeting wage guidelines. NECATEF neither graduated nor placed any participants.



Camden County

The Union Organization for Social Services (UOSS) was awarded \$175,000 to serve Camden City residents at a maximum cost of \$7,500 per trainee. UOSS was the lead agency, working in partnership with New Life Community Development Corporation. The goal was to graduate 20 participants and place 18 in construction-related employment or apprenticeships that met wage guidelines. UOSS exceeded its completion benchmark, graduating 21 participants, but fell short of meeting its placement benchmark, placing 11 (61%) into employment or apprenticeships.

Hudson County

Two grants were awarded in Hudson County: New Jersey Carpenter's Training and Educational Fund (NJCTEF) received \$244,261 and the Jersey City Employment and Training Program (JCETP) received \$199,918. NJCTEF and JCETP were expected to graduate 40 participants each and place 36 of the graduates into construction-related employment or apprenticeship programs that met wage guidelines. NJCTEF graduated and placed 13 participants, representing 33 percent of their enrollment goal and 36 percent of their placement goal. JCETP graduated 45, exceeding the target, and placed 27 participants (75%) into employment or apprenticeship.

TABLE 8 County Pre-Apprenticeship Program Outcomes

Grantee	Enrolled	Graduated		Placed with 30-Day Retention	
		Goal	Actual	Goal	Actual
NECATEF	18	40	0	36	0
JCETP	70	40	45	36	27
UOSS	21	40	21	36	11
NJCTEF	13	40	13	36	13
TOTAL	122	160	79	144	51

City Grant Programs

Camden

In FY 2017, NJDOL issued a grant of \$175,000 to UOSS to provide pre-apprenticeship training to women and minority residents of Camden. The training included basic skills, workforce readiness, and trades-specific training. UOSS also assisted trainees with job placement services into jobs with a pay rate that was at least 51 percent above the state minimum wage. UOSS enrolled 33 participants, and graduated and placed 30 as shown on **Table 9**.

Newark

Two Newark organizations were awarded grants to provide pre-apprenticeship training and placement services under this program model. The Roofers Local #4 Apprentice Program had a training period of February 2016 through July 2017; the Newark WDB had a training period of May 2016 through July 2017. The grantees were awarded \$200,000 each to provide services at a maximum cost of \$5,000 per participant. The Newark WDB neither graduated nor placed any of its 12 participants. Roofers Local #4 enrolled 34 people and achieved an 82 percent placement and 30-day retention rate.

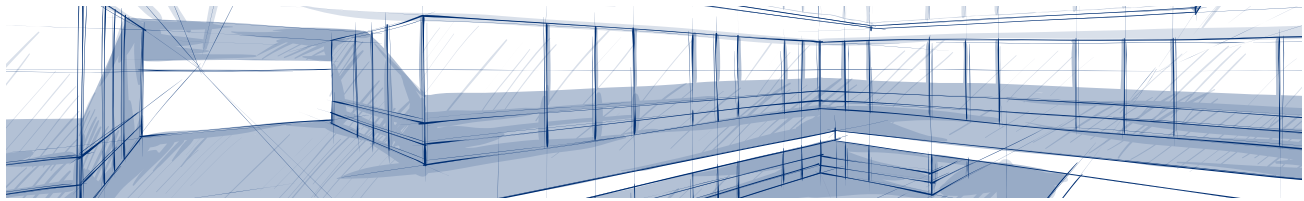


TABLE 9 Newark and Camden City Grant Program Outcomes

Grantee	Enrolled	Graduated	Placement 30-Day Retention
Roofers Local #4	34	28	28
Newark WDB	12	0	0
UOSS	33	30	30
TOTAL	79	58	58

Incarcerated Women in Construction Grant Program

The mission of the Incarcerated Women in Construction program was to promote pre-apprenticeship training for incarcerated women in the Edna Mahan Correctional Facility for Women. The program included basic skills and work readiness instruction, and a structured work experience that provided entry-level skills for construction trades employment. The program sought to increase employment opportunities for women when they were released from the facility. The original training period was from July 2016 through June 2017.

In FY 2016, the Hunterdon County Vocational School District (HCVSD) was awarded \$200,000 to serve incarcerated women at a maximum cost of \$5,000 per individual. The goal for this program was to train and graduate a minimum of 50 individuals. HCVSD exceeded its enrollment target. Because of release times, discipline issues, and competing obligations, HCVSD fell short of its completion target, graduating 40 of the participants (80%). The program began in June 2016 and ended in June 2018.

TABLE 10 Incarcerated Women in Construction Program Outcomes


Grantee	Enrolled		Graduated	
	Goal	Actual	Goal	Actual
FY 2016	50	68	50	40

Highway to Employment (H2E) Grant Program

The mission of the Highway to Employment (H2E) program model was to provide women and minorities in the Northeastern New Jersey with pre-apprenticeship training, basic skills instruction, work readiness instruction, and structured, entry-level work experience in the highway construction trades. In FY 2017, the Jersey City Employment and Training Program (JCETP) was awarded \$240,000 to serve individuals at a maximum cost of \$6,000 per trainee. The goal for this program was to graduate and place 40 individuals in construction-related employment or apprenticeship programs that met the program's wage guidelines. While more than half of the enrollees completed training and obtained employment, only three were still on the job 30 days later.

TABLE 11 Highway to Employment (H2E)

Grantee	Enrolled	Graduated	Placed	30-Day Retention
JCETP	41	21	21	3



Programs Ending in FY 2019

The following grant programs were introduced in FY 2017 or FY 2018 with training periods that end in FY 2019.

Incarceration of Women in Construction Grant Program

In FY 2018, Hudson County Vocational School District (HCVSD) received a second grant (\$300,000) to implement the same program at the Edna Mahan Correctional Facility for Women. The 12-month grant period began in June 2018 and ended May 31, 2019. HCVSD was expected to enroll 45 participants in the introductory unit of the training, 30 of whom were expected to continue into a more advanced, occupationally specific unit.

Non-Geographic Grant Program

In FY 2017, NJDOL issued a competitive NGO for NJ BUILD programs not targeted to any specific region, county, or city. The model was intended to serve women and minorities 20 years of age or older and was specifically targeted to award partnerships between trade unions and private contractors in the development and implementation of pre-apprenticeship training and placement into a labor union. Each grantee was to provide instruction in basic skills, workforce readiness, and occupation-specific training. Roofers Local #4 and UOSS were the grant recipients.

Regional Program

In the FY 2018, NJDOL issued an NGO to solicit applications to implement another pre-apprenticeship training and placement program. In this iteration, grants were to be awarded to two grantees in each region of the state – North, Central, and South – for a total of six awards. NJDOL set aside \$1.8 million; the maximum individual grant was to be \$300,000. In every other respect, the program model was similar to the open grant competition solicited in the previous year.


Four grants were awarded totaling \$1,042,774. Two awards went to grantees in the Central region – Elizabeth Development Corporation (EDC) and New Jersey Re-entry Corporation (NJRC) in Middlesex County – and two were awarded to grantees in the North – NJRC in Hudson and Passaic Counties. The training began in May 2018 and ended in April 2019.

RECOMMENDATIONS

1. Empower NJDOL to collect information on eligible public works projects and compel agencies to contribute to NJ BUILD.

This report contains information about revenues in NJDOL's NJ BUILD program fund. NJDOL attempted to collect information on public works contracts let from FY 2011 through FY 2018 by contacting 116 state agencies and authorities. Of these, five agencies and authorities responded that they did not have any eligible projects and six sent the requested information. Among the six was the Department of Treasury's Division of Property Management and Construction (DPMC), which handles some eligible contracts for multiple agencies. Because the agencies and authorities that did not respond let their own contracts, the universe of eligible public works projects is unknown.

The Office of the State Comptroller has begun to share information on public works contracts in excess of \$2 million, which is a step forward toward understanding the extent of compliance with NJ BUILD requirements. Having this information is helpful, but not sufficient to maximize the NJ BUILD program's spending funding stream. NJDOL also needs to identify public works contracts between \$1 million and \$2 million, including the agency name, contract begin and end dates, the prime contractor, and the total amount of the contract.



2. Intensify program oversight and provide technical assistance when needed.

The evidence basis for job training programs is mixed. According to a 2010 Government Accountability Office (GAO) analysis, “impact studies generally found that the effects of participation were not consistent across programs, with only some demonstrating positive impacts.”⁷ A 2016 experimental study of adult and dislocated worker programs suggests that only 40 percent of Workforce Investment Act customers who received training through individual training accounts were employed in the first quarter after program completion, and 50 percent were employed in the next quarter.⁸

In NJ BUILD, 45 percent of enrolled participants and 70 percent of those who completed training programs were placed into employment. In comparison with the meta analyses cited above, NJ BUILD appear to accomplish above average outcomes and, for some programs, did so with participants with known barriers to employment. There is room for improvement, however. Program outcomes ranged from those that placed none of their participants or fell a great deal short of benchmarks to those that exceeded them. At this time, it is unclear what caused some programs to fail to meet targeted outcomes. Given the typical duration of the funded training programs, there was ample time to assess the reasons for underperformance and help grantees make mid-course corrections. Discussion with past grantees could be useful in furthering NJDOL’s understanding of implementation. In response to these findings, NJDOL is intensifying its oversight of the NJ BUILD training programs it funds so that it can identify programs at risk of failing to meet benchmarks and address the underlying reasons during the grant period by providing technical assistance.

3. Identify and implement the most effective program models.

Based on the available expenditure and outcome data during the period covered in this report, the cost per NJ BUILD participant has been about \$5,100. The cost per employed participant has been more than double that amount. Per person program costs varied a great deal, however. Based on existing information, it is impossible to know the source of this variation.

NJDOL should begin to collect detailed data on the programs so impacts and costs can be assessed, taking duration, population served, program intensity, and other potentially meaningful factors into consideration. After full program data are available and implementation issues contributing to outcomes variations are understood, NJDOL can target its funds to maximize short- and long-term positive employment outcomes for minorities and women going forward.

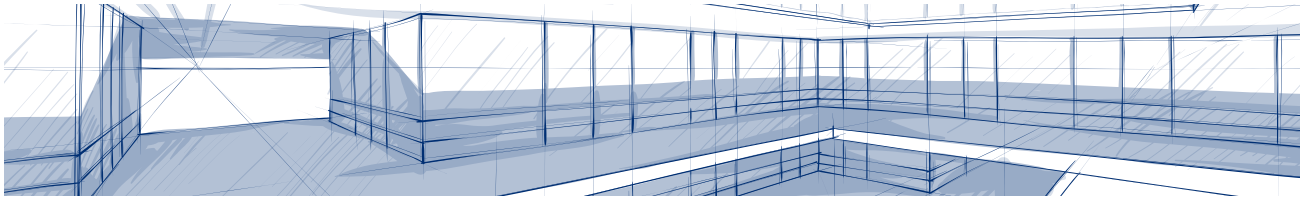
4. Establish EEO-AA compliance auditing of NJ BUILD public works contracts.

NJDOL should increase its EEO-AA compliance auditing to ensure that all contractors on public works projects that contribute to NJ BUILD are hiring minorities and women in proportion to their prevalence in the overall labor force. This function was formerly carried out by Treasury.

NJDOL was able to locate some photocopied records from Treasury that reported on the hourly utilization of minorities and women in the trades working on the public works contracts for which the state agencies contributed NJ BUILD funding. These records were replicated for this report and appear in **Attachment E**. Note, however, that none of these records includes work hours for women in the trades. A complete report needs to be run and analyzed quarterly so that any underutilization of women and minorities can be rectified and contractors can be compelled to improve their diversity records.

⁷ Government Accounting Office, Multiple employment and training programs providing Information on co-locating services and consolidating administrative structures could promote efficiencies, GAO-11-92, 2011.

⁸ Mathematica Policy Research, Providing public workforce services to jobseekers: 15-month impact findings of WIA adult and dislocated worker programs, 2016.



5. Publish the NJ BUILD implementation report annually.


As long as NJ BUILD continues to be implemented, this report should be published every year. Because NJ BUILD training programs are funded by taxpayer money, expenditures and outcomes should be reported publicly each year for the sake of transparency and accountability.⁹

⁹ To ensure that the report is written in a timely and accurate manner in future years, all NJ BUILD data – including revenue, program model and participant characteristics, expenditures, compliance, and outcomes – should be centrally held by the newly established NJ BUILD office.


ATTACHMENT A

NJ BUILD Fund Contributions by Agency, Prime Contractor, and Fiscal Year


Date	Agency/Authority	Prime Contractor	Est Contract Amount	0.5% Payment
FY 2011				
Jul 12	NJ DOT	Unknown	\$25,113,656	\$125,568
Aug 18	DPMC	Flanagan's Contracting Group	\$1,166,632	\$5,833
Aug 18	DPMC	Flanagan's Contracting Group	\$298,768	\$1,494
Aug 31	NJ Turnpike Authority	A.Servidon/B. Anthony, JV	\$4,757,151	\$23,786
Aug 31	NJ Turnpike Authority	M.L. Ruberton	\$1,986,459	\$9,932
Aug 31	NJ Turnpike Authority	Stavola Contracting	\$6,368,810	\$31,844
Aug 31	NJ Turnpike Authority	Ferreira Construction/Tutor Perini, JV	\$93,419,000	\$467,095
Aug 31	NJ Turnpike Authority	D'Annunzio & Sons	\$33,487,000	\$167,435
Sep 02	NJ DOT	Daidone Electric	\$2,538,000	\$12,690
Sep 02	NJ DOT	South State	\$4,551,189	\$22,756
Sep 06	NJ Turnpike Authority	Mount Construction	\$4,994,280	\$24,971
Sep 06	NJ Turnpike Authority	G&P Parlamas, Inc.	\$1,676,793	\$8,384
Sep 06	NJ Turnpike Authority	J. Fletcher Creamer	\$5,287,474	\$26,437
Sep 06	NJ Turnpike Authority	Ferreira/Crisdel, JV	\$45,740,341	\$228,702
Sep 06	NJ Turnpike Authority	Ferreira/Crisdel, JV	\$35,247,350	\$176,237
Sep 06	NJ Turnpike Authority	Crisdel Group	\$9,896,023	\$49,480
Sep 06	NJ Turnpike Authority	Union Paving	\$96,233,264	\$481,166
Oct 08	NJ DOT	South State	\$1,091,920	\$5,460
Oct 08	NJ DOT	Agate Construction Co.	\$3,692,875	\$18,464
Oct 08	DPMC	AMCO Enterprises, Inc.	\$1,789,000	\$8,945
Oct 21	NJ Meadowlands	Arco Construction	\$3,050,410	\$15,252
Oct 26	DPMC	Hilt Construction, Inc.	\$3,624,892	\$18,124




Date	Agency/Authority	Prime Contractor	Est Contract Amount	0.5% Payment
Nov 03	NJ DOT	South State	\$1,837,738	\$9,189
Nov 03	NJ DOT	IEW Construction	\$8,274,770	\$41,374
Nov 03	NJ DOT	IEW Construction	\$6,929,551	\$34,648
Nov 03	NJ DOT	Schifano Construction	\$3,445,093	\$17,225
Nov 03	NJ DOT	Della Pello Paving	\$1,836,245	\$9,181
Nov 03	NJ DOT	Della Pello Paving	\$1,915,993	\$9,580
Nov 03	NJ DOT	Route 52 Constructors	\$74,500,000	\$372,500
Nov 10	NJ Turnpike Authority	Gardner M. Bishop	\$3,455,500	\$17,278
Nov 10	NJ Turnpike Authority	Consolidated Steel	\$1,959,580	\$9,798
Nov 18	DPMC	Ray Angelini, Inc.	\$1,844,000	\$9,220
Dec 07	NJ DOT	Layne Christensen Company	\$15,621,084	\$78,105
Dec 15	DPMC	Hall Construction	\$7,499,000	\$37,495
Dec 15	DPMC	Tomar Construction	\$1,522,000	\$7,610
Dec 16	Brick Utilities	Layne Christensen Company	\$3,570,020	\$17,850
Dec 25	NJ Turnpike Authority	Unknown	\$1,392,900	\$6,965
Jan 03	NJ Turnpike Authority	IEW Construction	\$52,678,787	\$263,394
Jan 03	NJ Turnpike Authority	PKF Mark III	\$111,999,291	\$559,996
Jan 03	NJ Turnpike Authority	Crisdel/Sordini, JV	\$7,169,066	\$35,845
Jan 03	NJ Turnpike Authority	PKF Mark III	\$110,496,509	\$552,483
Jan 06	NJ DOT	Earle Asphalt	\$8,192,513	\$40,963
Jan 06	NJ DOT	J. Fletcher Creamer	\$3,344,374	\$16,722
Jan 19	DPMC	Dolan Mechanical, Inc.	\$1,065,000	\$5,325
Mar 03	Casino Reinvestment Development Authority	Unknown	\$29,527,642	\$147,638
Mar 03	Casino Reinvestment Development Authority	Unknown	\$18,327,740	\$91,639
Mar 03	NJ Turnpike Authority	Gardner M. Bishop	\$3,982,276	\$19,911




Date	Agency/Authority	Prime Contractor	Est Contract Amount	0.5% Payment
Mar 03	NJ Turnpike Authority	South State	\$144,139,490	\$720,697
Mar 03	NJ Turnpike Authority	The Delaney Group	\$5,933,810	\$29,669
Mar 03	NJ Turnpike Authority	Midlantic Construction	\$16,820,346	\$84,102
Mar 03	NJ Turnpike Authority	The Delaney Group	\$59,718,282	\$298,591
Mar 03	NJ Turnpike Authority	Gardner M. Bishop	\$1,500,000	\$7,500
Mar 03	NJ DOT	Trap Rock Industries Inc.	\$8,772,364	\$43,862
Mar 04	DPMC	3R Painting & Contraction Inc.	\$1,597,000	\$7,985
Mar 07	DPMC	Circle-A Construction Co., Inc.	\$1,148,000	\$5,740
Mar 17	NJ Transit	Unknown	\$1,723,668	\$8,618
Mar 17	NJ Transit	Unknown	\$2,147,000	\$10,735
Mar 17	NJ Transit	Unknown	\$8,600,000	\$43,000
Mar 17	NJ Transit	Unknown	\$2,469,600	\$12,348
Mar 17	NJ Transit	Unknown	\$1,274,200	\$6,371
Mar 17	NJ Transit	Unknown	\$22,027,200	\$110,136
Mar 23	NJ Turnpike Authority	Mount Construction	\$1,345,622	\$6,728
Mar 23	NJ Turnpike Authority	New Prince Concrete	\$1,812,522	\$9,063
Mar 23	NJ Turnpike Authority	Hall Building	\$6,909,504	\$34,548
Mar 23	NJ Turnpike Authority	Mount Construction	\$1,888,546	\$9,443
Mar 23	NJ Turnpike Authority	Agate Construction	\$5,227,900	\$26,140
Mar 23	NJ Turnpike Authority	Railroad Construction	\$18,321,280	\$91,606
Mar 23	NJ Turnpike Authority	J. Fletcher Creamer	\$4,183,238	\$20,916
Mar 23	NJ Turnpike Authority	Joseph M. Sanzari	\$5,190,350	\$25,952
Mar 29	DPMC	Astral Construction & Development	\$1,097,800	\$5,489
Apr 06	NJ DOT	South State	\$6,249,787	\$31,249
Apr 06	NJ DOT	South State	\$2,218,897	\$11,094




Date	Agency/Authority	Prime Contractor	Est Contract Amount	0.5% Payment
Apr 06	NJ DOT	Richard E. Pierson Construction	\$3,786,889	\$18,934
Apr 06	NJ DOT	Arawak Paving	\$3,876,000	\$19,380
Apr 06	NJ DOT	Joseph M. Sanzari	\$5,890,386	\$29,452
Apr 25	NJ Transit	Unknown	\$2,126,200	\$10,631
Apr 25	DPMC	Paragon Restoration Corporation	\$2,483,000	\$12,415
May 11	NJ DOT	Joseph M. Sanzari	\$2,890,424	\$14,452
May 27	NJ Turnpike Authority	Joseph M. Sanzari	\$600,000	\$3,000
May 27	NJ Turnpike Authority	Joseph M. Sanzari	\$6,380,350	\$31,902
May 27	NJ Turnpike Authority	Union Paving & Construction	\$10,688,775	\$53,444
May 27	NJ Turnpike Authority	Gardner M. Bishop	\$6,774,245	\$33,871
May 27	NJ Turnpike Authority	Gardner M. Bishop	\$2,000,000	\$10,000
May 27	NJ Turnpike Authority	Intercounty Paving	\$10,212,323	\$51,062
May 27	NJ Turnpike Authority	Railroad Construction	\$6,954,009	\$34,770
Jun 09	DPMC	Woodward Construction Company	\$1,483,228	\$7,416
Jun 13	DPMC	Santorini Construction Co., Inc.	\$1,021,530	\$5,108
Jun 24	DPMC	Unknown	\$3,057,000	\$15,285
Jul 26	NJ DOT	Unknown	\$63,430,252	\$317,151
Mar 22	NJ Water Supply Authority	Adamsville Maintenance	\$1,409,616	\$7,048
SUBTOTAL FY 2011			\$1,335,778,590	\$6,678,893
FY 2012				
May 08	New Jersey Turnpike Authority	Tilcon, NY	\$1,978,582	\$9,893
May 08	New Jersey Turnpike Authority	Joseph M. Sanzari, Inc.	\$1,981,000	\$9,905
May 08	New Jersey Turnpike Authority	Joseph M. Sanzari, Inc.	\$622,000	\$3,110
May 08	New Jersey Turnpike Authority	Northeast Remsco	\$6,145,183	\$30,726




Date	Agency/Authority	Prime Contractor	Est Contract Amount	0.5% Payment
May 08	New Jersey Turnpike Authority	Agate Construction	\$15,421,164	\$77,106
May 08	New Jersey Turnpike Authority	Gardner M. Bisop	\$23,595,531	\$117,978
May 08	New Jersey Turnpike Authority	Tetra Tech Construction	\$118,341,666	\$591,708
May 08	New Jersey Turnpike Authority	Joseph M. Sanzari, Inc.	\$8,168,864	\$40,844
May 08	New Jersey Turnpike Authority	Joseph M. Sanzari, Inc.	\$6,827,656	\$34,138
May 08	New Jersey Turnpike Authority	Schifano Construction	\$6,995,912	\$34,980
May 08	New Jersey Turnpike Authority	C.J. Hesse	\$7,970,560	\$39,853
Jul 27	North Jersey District Water Supply Commission	Pfister Energy Inc.	\$1,167,426	\$5,837
Jul 27	DPMC	Flanagan's Contracting Group	\$5,978,448	\$29,892
Aug 03	NJ DOT	Unknown	\$9,065,266	\$45,326
Aug 11	DPMC	Unknown	\$2,355,600	\$11,778
Aug 11	DPMC	Unknown	\$561,000	\$2,805
Aug 18	New Jersey Turnpike Authority	Joseph M Sanzari	\$7,999,644	\$39,998
Aug 18	New Jersey Turnpike Authority	Joseph M. Sanzari	\$4,000,000	\$20,000
Aug 18	New Jersey Turnpike Authority	PKF Mark III	\$12,689,319	\$63,447
Aug 18	New Jersey Turnpike Authority	Conti Enterprises	\$143,577,143	\$717,886
Aug 18	New Jersey Turnpike Authority	Crisdel Group	\$5,286,000	\$26,430
Aug 30	DPMC	Unknown	\$1,150,116	\$5,751
Aug 30	DPMC	Unknown	\$799,234	\$3,996
Aug 30	DPMC	Unknown	\$6,650	\$33
Sep 23	New Jersey Turnpike Authority	Crisdel Group	\$5,476,000	\$27,380
Sep 23	New Jersey Turnpike Authority	Phoenix Marine co., Inc.	\$8,219,545	\$41,098
Sep 23	New Jersey Turnpike Authority	Green Construction	\$2,983,821	\$14,919
Sep 23	New Jersey Turnpike Authority	J. Fletcher Creamer	\$11,150,909	\$55,755
Sep 23	New Jersey Turnpike Authority	Earle Asphalt	\$4,077,814	\$20,389




Date	Agency/Authority	Prime Contractor	Est Contract Amount	0.5% Payment
Sep 23	New Jersey Turnpike Authority	Union Paving	\$34,460,319	\$172,302
Oct 04	NJ DOT	IEW Construction	\$2,924,581	\$14,623
Oct 04	NJ DOT	IEW Construction	\$8,843,911	\$44,220
Oct 04	NJ DOT	Schifano Construction	\$3,601,795	\$18,009
Oct 04	NJ DOT	South State	\$1,932,790	\$9,664
Oct 04	NJ DOT	IEW Construction	\$5,323,384	\$26,617
Oct 04	NJ DOT	Ferreira Construction	\$2,850,905	\$14,255
Oct 04	NJ DOT	IEW Construction	\$8,109,510	\$40,548
Oct 04	NJ DOT	A.P. Construction	\$3,494,903	\$17,475
Oct 04	NJ DOT	Della Pello Paving	\$2,100,955	\$10,505
Oct 04	NJ DOT	Della Pello Paving	\$2,080,925	\$8,295
Oct 04	DPMC	Jeral Construction Service	\$1,448,900	\$7,245
Oct 06	DPMC	Walters Marine Construction	\$1,106,262	\$5,531
Oct 14	DPMC	BR Welding Inc.	\$1,325,800	\$6,629
Oct 20	DPMC	Unknown	\$1,657,558	\$8,288
Oct 20	DPMC	Unknown	\$1,151,862	\$5,759
Oct 20	DPMC	Unknown	\$9,580	\$48
Oct 26	DPMC	Tozour Energy System, Inc.	\$1,009,400	\$5,047
Nov 01	NJ DOT	Joseph Defino Trucking Co.	\$2,207,772	\$11,039
Nov 01	DPMC	Dulaine Contracting, Inc.	\$1,814,420	\$9,072
Nov 14	DPMC	Unknown	\$9,313,000	\$46,565
Nov 14	UMDNJ Construction contract	Unknown	\$10,532,490	\$52,662
Dec 07	Economic Development Authority	Unknown	\$1,428,000	\$7,140
Dec 09	New Jersey Turnpike Authority	Northeast Remsco	\$55,814,955	\$279,075
Dec 09	New Jersey Turnpike Authority	Midlantic construction	\$50,617,232	\$253,086




Date	Agency/Authority	Prime Contractor	Est Contract Amount	0.5% Payment
Dec 09	New Jersey Turnpike Authority	Richard E. Pierson Construction	\$46,657,171	\$233,286
Dec 09	New Jersey Turnpike Authority	Earle Asphalt	\$52,063,415	\$260,317
Dec 09	New Jersey Turnpike Authority	Midlantic construction	\$8,713,399	\$43,567
Dec 14	DPMC	Strober-Wright Roofing, Inc.	\$1,717,200	\$8,586
Jan 11	NJ Transit	Unknown	\$13,800,000	\$69,000
Jan 19	Old Bridge Township Public Schools	Unknown	\$1,401,000	\$7,005
Feb 08	NJ Transit	Unknown	\$1,926,842	\$9,634
Feb 08	University of Medicine & Dentistry NJ	Unknown	\$9,970,600	\$49,853
Feb 10	NJ Transit	Unknown	\$3,864,200	\$19,321
Feb 10	DPMC	Patock Construction Company	\$7,126,000	\$35,630
Feb 17	NJ DOT	Griffin Sign, Inc.	\$1,501,815	\$7,509
Feb 17	NJ DOT	IEW Construction	\$1,204,433	\$6,022
Feb 21	Thomas Edison State College	Claremont Construction Group	\$4,901,350	\$24,507
Feb 24	DPMC		(\$778,448)	(\$3,892)
Mar 08	New Jersey Turnpike Authority	A. E. Stone	\$2,531,202	\$12,656
Mar 08	New Jersey Turnpike Authority	South State	\$3,486,898	\$17,434
Mar 08	New Jersey Turnpike Authority	IEW Construction Group	\$1,122,055	\$5,610
Mar 08	New Jersey Turnpike Authority	IEW Construction Group	\$5,138,000	\$25,690
Mar 08	New Jersey Turnpike Authority	D'Annunzio & Sons	\$4,739,500	\$23,698
Mar 08	New Jersey Turnpike Authority	D'Annunzio & Sons	\$7,377,500	\$36,888
Mar 08	New Jersey Turnpike Authority	Joseph Defino Trucking Co.	\$4,747,000	\$23,735
Mar 08	New Jersey Turnpike Authority	Creamer/Sanzari, JV	\$8,529,006	\$42,645
Mar 22	NJ Transit	Unknown	\$2,597,000	\$12,985
Apr 02	DPMC	Unknown	\$1,039,000	\$5,195
Apr 05	Montclair State University	Unknown	\$2,091,440	\$10,457




Date	Agency/Authority	Prime Contractor	Est Contract Amount	0.5% Payment
Apr 12	NJ DOT	South State	\$5,495,252	\$27,476
Apr 12	NJ DOT	Tilcon, NY	\$10,060,000	\$50,300
Apr 12	NJ DOT	Intercounty Paving	\$9,423,741	\$47,119
Apr 12	NJ DOT	Richard E. Pierson Construction	\$8,746,326	\$43,732
Apr 12	NJ DOT	The Shauger Group	\$2,499,820	\$12,499
Apr 12	NJ DOT	J Fletcher Creamer & Son, Inc.	\$2,024,768	\$10,124
Apr 12	NJ DOT	J Fletcher Creamer & Son, Inc.	\$3,894,447	\$19,472
May 03	NJ DOT	Arawak Paving Co. Inc.	\$1,491,200	\$7,456
May 16	NJ DOT	Unknown	\$210,728	\$77,776
May 30	DPMC	Panoramic Window & Door Systems Inc.	\$1,220,000	\$6,100
Jun 04	NJ Transit	Tilcon, NY	\$7,838,888	\$39,194
Jun 04	NJ DOT	Stavola Contraction Co.	\$6,684,692	\$33,423
Jun 04	NJ DOT	Della Pello Paving	\$12,784,853	\$63,924
Jun 04	NJ DOT	IEW Construction	\$1,350,307	\$6,752
Jun 04	NJ DOT	Schifano Construction	\$2,284,437	\$11,422
Jun 04	NJ DOT	Kiska Construction	\$12,265,000	\$61,325
Jun 04	NJ DOT	Power Concrete	\$2,673,797	\$13,369
Jun 04	NJ DOT	Della Pello Paving	\$10,076,107	\$50,381
Jun 04	NJ DOT	RWV Land-Livestock South, Inc.	\$1,640,710	\$8,204
Jun 04	NJ DOT	Della Pello Paving	\$4,705,102	\$23,526
Jun 04	NJ DOT	Lucus Construction Group	\$9,992,401	\$49,962
Jun 16	NJ Transit	Unknown	\$5,198,454	\$25,992
Jul 06	NJ DOT	Stavola Contraction Co.	\$9,028,844	\$45,144
Jul 06	NJ DOT	Daidone Electric	\$5,278,000	\$26,390
Jul 06	DPMC	Rampart Construction Co.	\$1,216,600	\$6,083




Date	Agency/Authority	Prime Contractor	Est Contract Amount	0.5% Payment
Jul 18	DPMC	Paragon Restoration Corporation	\$1,379,600	\$6,898
SUBTOTAL FY 2012			\$976,684,912	\$4,958,038
FY 2013				
Aug 07	DPMC	Unknown	\$1,308,000	\$6,540
Aug 09	DPMC	Unknown	\$1,124,600	\$5,623
Aug 17	NJ Turnpike Authority	J. Fletcher Creamer & Sons	\$1,000,000	\$5,000
Aug 17	NJ Turnpike Authority	M & M construction	\$1,723,000	\$8,615
Aug 17	NJ Turnpike Authority	Crisdel Group	\$7,584,492	\$37,922
Aug 17	NJ DOT	Union Paving & Construction	\$33,220,546	\$166,103
Sep 11	NJ DOT	South State	\$8,396,518	\$41,983
Sep 18	Old Bridge Township Public Schools	Unknown	\$1,431,500	\$7,158
Oct 09	NJ DOT	IEW Construction	\$7,739,850	\$38,699
Oct 09	NJ DOT	IEW Construction	\$2,785,010	\$13,925
Oct 09	NJ DOT	Joseph M. Sanzari	\$6,127,200	\$30,636
Oct 09	NJ DOT	Ferreira Construction	\$6,134,352	\$30,672
Oct 09	NJ DOT	South State	\$1,834,306	\$9,172
Oct 09	NJ DOT	Arawak Paving	\$2,128,000	\$10,640
Oct 09	NJ DOT	Della Pello Paving	\$2,108,834	\$10,544
Oct 16	NJ Turnpike Authority	Unknown	\$3,592,532	\$17,963
Oct 16	NJ Turnpike Authority	Allied Painting	\$22,289,388	\$111,447
Oct 16	NJ Turnpike Authority	South State	\$16,180,996	\$80,905
Oct 16	NJ Turnpike Authority	Midlantic Construction	\$74,955,982	\$374,780
Oct 16	NJ Turnpike Authority	Northeast Remsco Construction	\$100,971,698	\$504,858
Oct 16	NJ Turnpike Authority	Earle Asphalt	\$70,059,914	\$350,300




Date	Agency/Authority	Prime Contractor	Est Contract Amount	0.5% Payment
Oct 19	DPMC	Unknown	\$1,009,800	\$5,049
Nov 08	NJ DOT	A.P. Construction	\$1,832,004	\$9,160
Nov 16	DPMC	Unknown	\$1,944,000	\$9,720
Dec 03	NJ DOT	J. Fletcher Creamer & Sons	\$3,636,722	\$18,184
Dec 03	NJ DOT	Schifano Construction	\$4,164,432	\$20,822
Dec 10	NJ Turnpike Authority	George Harms Inc.	\$84,262,836	\$421,314
Dec 10	NJ Turnpike Authority	C. Abbonizio	\$7,048,462	\$35,242
Dec 10	NJ Turnpike Authority	El Sol Contracting & Construction	\$68,217,000	\$341,085
Dec 10	NJ Turnpike Authority	Gardner M. Bishop	\$27,683,284	\$138,416
Dec 17	NJ Transit	Unknown	\$1,999,718	\$9,999
Jan 04	NJ DOT	Unknown	\$2,287,888	\$11,439
Feb 06	NJ DOT	ML Ruberton Construction	\$1,355,000	\$6,775
Mar 14	DPMC	Unknown	\$1,083,000	\$5,415
Mar 15	NJ DOT	Zone Striping	\$5,490,334	\$27,452
Mar 15	NJ DOT	Arawak Paving	\$2,697,000	\$13,485
Mar 15	NJ DOT	IEW Construction	\$5,024,300	\$25,122
Mar 15	NJ DOT	Intercounty Paving	\$4,982,982	\$24,915
Mar 22	DPMC	Unknown	\$1,222,200	\$6,111
Mar 25	DPMC	Unknown	\$1,086,000	\$5,430
Apr 01	NJ Turnpike Authority	Joseph M. Sanzari	\$6,999,076	\$34,995
Apr 01	NJ Turnpike Authority	D'Annunzio & Sons	\$11,707,000	\$58,535
Apr 01	NJ Turnpike Authority	Joseph M. Sanzari	\$5,497,920	\$27,490
Apr 01	NJ Turnpike Authority	Joseph M. Sanzari	\$8,418,640	\$42,093
Apr 01	NJ Turnpike Authority	IEW Construction	\$2,937,482	\$14,687
Apr 01	NJ Turnpike Authority	Gardner M. Bishop	\$1,561,110	\$7,806




Date	Agency/Authority	Prime Contractor	Est Contract Amount	0.5% Payment
Apr 01	NJ Turnpike Authority	Joseph A. Natoli Construction	\$12,277,000	\$61,385
Apr 01	NJ Turnpike Authority	Hall Building Corp.	\$26,957,888	\$134,789
Apr 09	NJ DOT	Schifano Construction	\$1,727,320	\$8,637
Apr 09	NJ DOT	Stavola Contracting	\$6,924,096	\$34,620
Apr 09	NJ DOT	The Shauger Group	\$2,826,500	\$14,133
Apr 09	NJ DOT	Della Pello Paving	\$6,138,962	\$30,695
Apr 09	NJ DOT	South State	\$9,232,278	\$46,161
Apr 09	NJ DOT	Intercounty Paving	\$5,774,444	\$28,872
Apr 09	NJ DOT	Intercounty Paving	\$2,829,806	\$14,149
Apr 09	NJ DOT	Denville Line Painting	\$3,935,062	\$19,675
Apr 09	NJ DOT	Tilcon NY	\$7,213,000	\$36,065
May 09	NJ DOT	Anka Painting Co.	\$3,227,000	\$16,135
May 09	NJ DOT	Intercounty Paving Assoc.	\$2,744,000	\$13,720
May 09	NJ DOT	Arawak Paving	\$6,548,000	\$32,740
May 09	NJ DOT	Della Pello Paving	\$2,961,960	\$14,810
May 09	NJ DOT	Mount Construction	\$1,198,638	\$5,993
May 09	NJ DOT	IEW Construction	\$1,591,500	\$7,958
May 09	DPMC	Unknown	\$2,910,400	\$14,552
May 23	DPMC	Kappa Construction	\$2,270,000	\$11,350
May 23	DPMC	Unknown	\$1,429,000	\$7,145
May 23	DPMC	AMCO Enterprises, Inc.	\$2,761,800	\$13,809
May 23	DPMC	AMCO Enterprises, Inc.	\$2,607,200	\$13,036
Jun 14	DPMC	Magnum, Inc.	\$2,239,000	\$11,195
Jun 19	DPMC	Unknown	\$1,657,000	\$8,285
Jun 20	NJ Turnpike Authority	Creamer-Sanzari, JV	\$8,862,992	\$44,315




Date	Agency/Authority	Prime Contractor	Est Contract Amount	0.5% Payment
Jun 20	NJ Turnpike Authority	Route 52 Contractors	\$129,885,762	\$649,429
Jun 20	NJ Turnpike Authority	J. Fletcher Creamer	\$21,674,244	\$108,371
Jun 20	NJ Turnpike Authority	Creamer-Sanzari, JV	\$12,863,172	\$64,316
Jun 21	NJ DOT	AE Stone, Inc.	\$4,324,000	\$21,620
Jun 21	NJ DOT	Richard E. Pierson Construction	\$1,029,838	\$5,149
Jul 02	NJ Transit	Unknown	\$3,884,990	\$19,425
SUBTOTAL FY 2013			\$939,351,760	\$4,696,759
FY 2014				
Sep 03	New Jersey Meadowlands Commission	Creamer-Sanzari, JV	\$1,111,800	\$5,559
Jul 11	DPMC	Unknown	\$1,633,000	\$8,165
Jul 16	DPMC	Unknown	\$1,056,000	\$5,280
Jul 30	NJ Transit	Unknown	\$1,499,998	\$7,500
Aug 15	NJ DOT	Della Pello Paving	\$5,274,198	\$26,371
Aug 15	NJ DOT	Joseph Defino Trucking Co.	\$5,831,944	\$29,160
Aug 15	NJ DOT	Vollers Excavating & Construction	\$1,690,000	\$8,450
Aug 15	NJ DOT	South State	\$3,679,452	\$18,397
Aug 16	New Jersey Water Supply Authority	Longo Electrical-Mechanical Inc.	\$1,239,700	\$6,199
Aug 16	New Jersey Water Supply Authority	Kelso Construction	\$2,843,000	\$14,215
Sep 05	NJ DOT	Konkus Corporation	\$5,598,056	\$27,990
Sep 26	NJ DOT	Crossing Construction Co.	\$1,670,298	\$8,351
Sep 26	NJ DOT	Tilcon New York Inc.	\$1,786,000	\$8,930
Sep 26	NJ DOT	Schifano Construction Corp.	\$3,957,044	\$19,785
Sep 26	NJ DOT		(\$7,413,342)	(\$37,067)
Oct 03	NJ Turnpike Authority	AP Construction	\$2,817,720	\$14,089




Date	Agency/Authority	Prime Contractor	Est Contract Amount	0.5% Payment
Oct 03	NJ Turnpike Authority	South State	\$32,536,510	\$162,683
Oct 03	NJ Turnpike Authority	Hall Building	\$6,714,950	\$33,575
Oct 11	DPMC	Unknown	\$1,398,000	\$6,990
Oct 11	DPMC	Unknown	\$1,495,000	\$7,475
Oct 15	NJ DOT	South State Inc.	\$1,852,745	\$9,264
Oct 15	NJ DOT	Mount Construction Co.	\$1,592,613	\$7,963
Oct 15	NJ DOT	South State Inc.	\$4,092,923	\$20,465
Oct 15	NJ DOT		(\$7,538,282)	(\$37,691)
Nov 13	NJ DOT	Joseph M. Sanzari	\$6,274,400	\$31,372
Nov 13	NJ DOT	Della Pello Paving, Inc.	\$2,149,543	\$10,748
Nov 13	NJ DOT	Schifano construction Corp.	\$2,111,900	\$10,560
Nov 13	NJ DOT	IEW Construction Group, Inc.	\$4,838,002	\$24,190
Nov 13	NJ DOT	IEW Construction Group, Inc.	\$4,338,145	\$21,691
Nov 13	NJ DOT	IEW Construction Group, Inc.	\$7,177,714	\$35,889
Nov 13	NJ DOT		(\$26,889,706)	(\$134,449)
Dec 03	NJ DOT	IEW Construction Group, Inc.	\$8,596,803	\$42,984
Dec 03	NJ DOT	Griffin Sign	\$1,800,217	\$9,001
Dec 03	NJ DOT	Schifano Construction Corp.	\$4,716,155	\$23,581
Dec 03	NJ DOT		(\$15,113,176)	(\$75,566)
Dec 30	NJ Economic Development Authority	Unknown	\$2,850,000	\$14,250
Dec 30	DPMC	Unknown	\$3,726,600	\$18,633
Jan 06	NJ DOT	Richard E. Pierson Construction Co.	\$4,398,699	\$21,994
Jan 06	NJ DOT	Total Center Maintenance, Inc.	\$1,077,097	\$5,385
Jan 06	NJ DOT	Mount Construction Co.	\$1,423,668	\$7,118
Jan 06	NJ DOT	J. Fletcher Creamer & Son, Inc.	\$3,476,667	\$17,383




Date	Agency/Authority	Prime Contractor	Est Contract Amount	0.5% Payment
Jan 06	NJ DOT	Mount Construction Co.	\$1,419,486	\$7,097
Jan 06	NJ DOT		(\$11,795,618)	(\$58,978)
Jan 28	NJ Transit	Unknown	\$2,118,470	\$10,592
Feb 01	NJ Turnpike Authority	Anka Painting	\$9,105,000	\$45,525
Feb 01	NJ Turnpike Authority	Griffin Sign	\$2,672,136	\$13,361
Feb 01	NJ Turnpike Authority	PKF Mark III	\$12,114,928	\$60,575
Feb 01	NJ Turnpike Authority	A.P.S. Contracting	\$12,808,808	\$64,044
Feb 01	NJ Turnpike Authority	Creamer/Sanzari, JV	\$8,768,862	\$43,844
Feb 01	NJ Turnpike Authority	Hall Building	\$5,943,174	\$29,716
Feb 01	NJ Turnpike Authority	Alna Construction	\$5,186,794	\$25,934
Feb 27	NJ DOT	Schifano Construction Corp.	\$4,639,594	\$23,198
Feb 27	NJ DOT	Schifano Construction Corp.	\$1,106,564	\$5,533
Feb 27	NJ DOT	Della Pello Paving, Inc.	\$5,967,010	\$29,835
Feb 27	NJ DOT	Joseph Defino Trucking Co.	\$8,381,034	\$41,905
Feb 27	NJ DOT	Griffin Sign	\$1,268,364	\$6,342
Feb 27	NJ DOT		(\$21,362,566)	(\$106,813)
Apr 08	NJ Transit	Unknown	\$1,554,214	\$7,771
Apr 08	NJ DOT	Della Pello Paving, Inc.	\$5,557,777	\$27,789
Apr 08			(\$5,557,776)	(\$27,789)
Apr 25	NJ Turnpike Authority	D'Annunzio & Sons	\$11,707,000	\$58,535
Apr 25	NJ Turnpike Authority	Ferreira Construction	\$6,153,128	\$30,766
Apr 25	NJ Turnpike Authority	Joseph M. Sanzari	\$9,115,056	\$45,575
Apr 25	NJ Turnpike Authority	Joseph M. Sanzari	\$5,764,320	\$28,822
Apr 25	NJ Turnpike Authority	Stavola Contracting	\$7,716,270	\$38,581




Date	Agency/Authority	Prime Contractor	Est Contract Amount	0.5% Payment
Apr 25	NJ Turnpike Authority	Crisdel Group	\$9,677,000	\$48,385
Apr 25	NJ Turnpike Authority	Crisdel Group	\$32,494,996	\$162,475
Apr 25	NJ Turnpike Authority	PKF Mark III	\$26,389,946	\$131,950
Apr 25	NJ Turnpike Authority	C.J. Hesse, Inc.	\$9,972,628	\$49,863
Apr 29	DPMC	CB Structures, Inc.	\$2,689,000	\$13,445
May 05	NJ DOT	Intercounty Paving Associates	\$4,359,000	\$21,795
May 05	NJ DOT	South State Inc.	\$4,513,882	\$22,569
May 05			(\$8,872,882)	(\$44,364)
May 05	NJ DOT	Unknown	\$3,337,274	\$16,686
May 15	DPMC	Meco Constructors	\$22,474,800	\$112,374
May 30	NJ DOT	RWV Land-Livestock South Inc.	\$1,160,378	\$5,802
May 30	NJ DOT	Stavola Contracting	\$1,062,530	\$5,313
May 30	NJ DOT		(\$2,222,908)	(\$11,115)
Jun 06	DPMC	Bernal Mechanical Contractors	\$1,039,000	\$5,195
Jul 10	DPMC	MJF Electrical Contracting	\$1,075,000	\$5,375
Jul 15	NJ DOT	Power Concrete	\$2,998,422	\$14,992
Jul 15	NJ DOT	Tilcon NY	\$11,221,000	\$56,105
Jul 15	NJ DOT	Stavola Contracting	\$7,200,000	\$36,000
Jul 15	NJ DOT	Tri-State Dredging Inc.	\$1,246,296	\$6,231
Jul 15	NJ DOT	Stavola Contracting	\$2,413,554	\$12,068
Jul 15	NJ DOT	Total Center Maintenance Inc.	\$2,141,750	\$10,709
Jul 15			(\$3,163,742)	(\$15,819)
Sep 06	NJ Turnpike Authority	Unknown	\$2,103,442	\$10,517
Sep 06	NJ Turnpike Authority	Unknown	\$8,754,300	\$43,772




Date	Agency/Authority	Prime Contractor	Est Contract Amount	0.5% Payment
SUBTOTAL FY 2014			\$327,788,750	\$1,638,944
FY2015				
Jul 31	NJ DOT	Richard E. Pierson Construction	\$1,525,714	\$7,629
Jul 31	NJ DOT	Stavola Contracting	\$3,925,000	\$19,625
Jul 31	NJ DOT	South State	\$3,513,990	\$17,570
Aug 25	DPMC	Merrell & Garaguso	\$5,487,000	\$27,435
Aug 26	New Jersey Turnpike Authority	Crisdel Group	\$4,251,000	\$21,255
Aug 26	New Jersey Turnpike Authority	Ferreira Construction	\$67,923,080	\$339,615
Aug 26	New Jersey Turnpike Authority	Jersey Mechanical	\$1,061,800	\$5,309
Sep 16	NJ DOT	Tilcon New York Inc.	\$7,828,926	\$39,145
Sep 16	NJ DOT	M.L. Ruberton Construction;	\$1,491,432	\$7,457
Sep 16	NJ DOT	J. Fletcher Creamer & Sons	\$1,984,764	\$9,924
Sep 16	NJ DOT	J. Fletcher Creamer & Sons	\$3,564,988	\$17,825
Oct 27	DPMC	Framan Mechanical	\$3,550,000	\$17,750
Nov 05	NJ DOT	Richard E. Pierson Construction	\$1,298,646	\$6,493
Nov 05	NJ DOT	IEW Construction	\$12,803,972	\$64,020
Nov 05	NJ DOT	Earle Asphalt	\$2,342,614	\$11,713
Nov 05	NJ DOT	Schifano construction	\$5,035,740	\$25,179
Nov 24	DPMC	Walters Marine Construction	\$1,080,000	\$5,400
Nov 26	New Jersey Water Authority	Scozzari Builders, Inc.	\$1,059,700	\$5,299
Dec 03	NJ DOT	Mount Construction	\$3,847,038	\$19,235
Dec 11	NJ DOT	Schifano Construction	\$5,594,016	\$27,970
Dec 15	NJ DOT	Intercounty Paving	\$6,311,000	\$31,555
Dec 15	NJ DOT	South State	\$2,563,140	\$12,816
Dec 15	New Jersey Turnpike Authority	Joseph M. Sanzari	\$1,131,390	\$5,657




Date	Agency/Authority	Prime Contractor	Est Contract Amount	0.5% Payment
Dec 15	New Jersey Turnpike Authority	Allied Painting	\$25,255,144	\$126,276
Dec 15	New Jersey Turnpike Authority	Intercontinental Construction	\$19,751,680	\$98,758
Dec 15	New Jersey Turnpike Authority	South State	\$36,179,132	\$180,896
Dec 15	New Jersey Turnpike Authority	Midlantic Construction	\$41,361,718	\$206,809
Dec 15	New Jersey Turnpike Authority	Creamer-Sanzari, JV	\$3,891,950	\$19,460
Dec 15	New Jersey Turnpike Authority	Allied Painting	\$10,977,062	\$54,885
Dec 15	New Jersey Turnpike Authority	PKF Mark II	\$23,299,230	\$116,496
Dec 15	DPMC	Gabe Sqanga, Inc.	\$1,298,000	\$6,490
Dec 18	NJ DOT	A.P. Construction Inc.	\$4,798,020	\$23,990
Dec 18	DPMC	Santorini Construction	\$3,269,000	\$16,345
Dec 18	DPMC	RBA Group	\$6,410,000	\$32,050
Dec 31	NJ DOT	A.E. Stone, Inc.	\$1,898,000	\$9,490
Jan 09	NJ DOT	Schifano Construction	\$6,579,620	\$32,898
Feb 19	DPMC	SMBA Construction	\$2,295,000	\$11,475
Feb 19	DPMC	Gingerelli Brothers, Inc.	\$1,899,400	\$9,497
Feb 19	DPMC	Santorini Construction	\$1,518,000	\$7,590
Mar 06	NJ DOT	Schifano Construction	\$6,089,300	\$30,447
Mar 11	New Jersey Turnpike Authority	Pierson-South State, JV	\$84,088,090	\$420,440
Mar 11	New Jersey Turnpike Authority	Ferreira Construction	\$45,279,000	\$226,395
Mar 11	New Jersey Turnpike Authority	Creamer-Sanzari, JV	\$12,636,318	\$63,182
Mar 11	New Jersey Turnpike Authority	Union Paving	\$159,931,514	\$799,658
Mar 11	New Jersey Turnpike Authority	PKF Mark III	\$22,474,470	\$112,372
Mar 11	New Jersey Turnpike Authority	Northeast Remsco	\$40,537,044	\$202,685
Mar 11	New Jersey Turnpike Authority	Hall Building	\$4,307,052	\$21,535
Mar 11	New Jersey Turnpike Authority	Hall Building	\$5,273,758	\$26,369




Date	Agency/Authority	Prime Contractor	Est Contract Amount	0.5% Payment
Mar 11	New Jersey Turnpike Authority	Ferreira Construction	\$7,472,568	\$37,363
Apr 01	NJ DOT	Tilcon New York	\$5,562,000	\$27,810
Apr 01	NJ DOT	IEW Construction	\$6,628,106	\$33,141
Apr 01	NJ DOT	Orchard Holdings	\$4,946,344	\$24,732
Apr 01	NJ DOT	Stavola Contracting	\$4,634,500	\$23,173
Apr 21	DPMC	Three Sons Restoration	\$3,299,000	\$16,495
Apr 21	DPMC	Mulhern Electric Co.	\$1,066,400	\$5,332
Apr 27	NJ DOT	Trap Rock Industries	\$7,076,840	\$35,384
Apr 27	NJ DOT	South State	\$6,732,844	\$33,664
May 14	NJ DOT	J.A. Alexander, Inc.	\$2,689,098	\$13,445
May 20	NJ DOT	Della Pello Paving	\$2,954,176	\$14,771
May 28	NJ DOT	Joseph M. Sanzari	\$5,362,842	\$26,814
May 29	New Jersey Turnpike Authority	A.P. Construction	\$31,918,222	\$159,591
May 29	New Jersey Turnpike Authority	A.P. Construction	\$12,369,948	\$61,850
May 29	New Jersey Turnpike Authority	Joseph M. Sanzari	\$8,424,454	\$42,122
May 29	New Jersey Turnpike Authority	Joseph M. Sanzari	\$8,132,438	\$40,662
May 29	New Jersey Turnpike Authority	Crisdel Group	\$7,676,000	\$38,380
Jun 01	DPMC	Merrell & Garaguso	\$1,627,200	\$8,136
Jun 01	DPMC	Gabe Sqanga, Inc.	\$5,456,000	\$27,280
Jun 04	DPMC	E.R. Barrett, Inc.	\$1,516,800	\$7,584
Jun 04	DPMC	Three Sons Restoration	\$2,697,500	\$13,488
SUBTOTAL FY 2015			\$858,715,732	\$4,293,579
FY 2016				
Aug 12	NJ DOT	Crisdel Group	\$2,963,296	\$14,816




Date	Agency/Authority	Prime Contractor	Est Contract Amount	0.5% Payment
Aug 12	NJ DOT	Mount Construction Co.	\$6,177,038	\$30,885
Sep 22	New Jersey Turnpike Authority	WHL Enterprises	\$1,522,900	\$7,615
Sep 22	New Jersey Turnpike Authority	Guadelli Brothers	\$1,274,200	\$6,371
Sep 22	New Jersey Turnpike Authority	A.P.S. Contracting	\$14,923,020	\$74,615
Sep 22	New Jersey Turnpike Authority	Joseph A. Natoli Construction	\$7,237,000	\$36,185
Sep 22	New Jersey Turnpike Authority	George Harms Construction	\$33,715,548	\$168,578
Sep 22	New Jersey Turnpike Authority	Joseph A. Natoli Construction	\$41,087,000	\$205,435
Sep 22	New Jersey Turnpike Authority	PKF Mark III	\$26,978,816	\$134,894
Sep 28	New Jersey Turnpike Authority	Joseph M. Sanzari	\$10,998,776	\$54,994
Sep 28	New Jersey Turnpike Authority	Crisdel Group	\$6,455,000	\$32,275
Sep 28	New Jersey Turnpike Authority	Crisdel Group	\$9,475,000	\$47,375
Oct 06	NJ DOT	South State	\$6,888,300	\$34,442
Oct 28	NJ Transit	Unknown	\$1,154,768	\$5,774
Nov 05	DPMC	S & J Electrical, Inc.	\$1,389,000	\$6,945
Dec 29	DPMC	Union Roofing contractors, Inc.	\$1,009,000	\$5,045
Jan 06	DPMC	AMCO Enterprises, Inc.	\$5,475,000	\$27,375
Jan 06	DPMC	H & S Construction	\$7,924,000	\$39,620
Jan 11	DPMC	Standard Elevator Corp	\$2,098,200	\$10,491
Jan 27	NJ DOT	IEW Construction	\$9,128,018	\$45,640
Jan 27	NJ DOT	A.E. Stone, Inc.	\$3,729,000	\$18,645
Jan 27	NJ DOT	Asphalt Paving	\$2,487,456	\$12,437
Feb 09	New Jersey Turnpike Authority	Joseph M. Sanzari	\$5,139,446	\$25,697
Feb 10	New Jersey Turnpike Authority	Patock construction	\$14,270,104	\$71,351
Feb 10	New Jersey Turnpike Authority	Dobco Inc.	\$52,000,000	\$260,000
Feb 10	New Jersey Turnpike Authority	Earle Asphalt	\$20,103,414	\$100,517




Date	Agency/Authority	Prime Contractor	Est Contract Amount	0.5% Payment
Feb 10	New Jersey Turnpike Authority	South State	\$7,439,842	\$37,199
Feb 10	New Jersey Turnpike Authority	Benjamin R. Harvey	\$20,944,000	\$104,720
Feb 10	New Jersey Turnpike Authority	A.P. Construction	\$40,838,672	\$204,193
Feb 10	New Jersey Turnpike Authority	Alna Construction	\$3,999,000	\$19,995
Feb 29	DPMC	JBL Electric	\$1,177,000	\$5,885
Mar 09	NJ DOT	Della Pello Paving	\$4,190,236	\$20,951
Mar 09	NJ DOT	Schifano Construction	\$1,978,700	\$9,894
Mar 09	NJ DOT	IEW Construction	\$12,096,852	\$60,484
Mar 09	NJ DOT	Tarheel Enterprises	\$2,755,556	\$13,778
Mar 09	NJ DOT	Intercounty Paving	\$4,217,000	\$21,085
Mar 09	NJ DOT	Schifano Construction	\$4,774,588	\$23,873
Mar 09	NJ DOT	Mount Construction	\$2,840,954	\$14,205
Mar 09	NJ DOT	Ferreira Construction	\$3,386,102	\$16,931
Mar 09	NJ DOT	Mount Construction	\$5,672,704	\$28,364
Mar 09	NJ DOT	Lucas Construction	\$2,399,532	\$11,998
Mar 09	NJ DOT	IEW Construction	\$1,483,786	\$7,419
Mar 09	NJ DOT	Stavola Contracting	\$2,696,000	\$13,480
Apr 06	NJ DOT	Anselmi & DeCicco, Inc.	\$1,338,000	\$6,690
May 17	New Jersey Turnpike Authority	ACP Contracting	\$2,176,000	\$10,880
May 18	New Jersey Turnpike Authority	DOBCO	\$56,893,382	\$284,467
May 20	New Jersey Turnpike Authority	Joseph M. Sanzari	\$8,674,516	\$43,373
May 20	New Jersey Turnpike Authority	Halmar International	\$7,384,918	\$36,925
May 20	New Jersey Turnpike Authority	Ferreira Construction	\$4,917,558	\$24,588
May 20	New Jersey Turnpike Authority	Crisdel Group	\$6,287,740	\$31,439
May 20	New Jersey Turnpike Authority	Stavola Contracting	\$7,168,000	\$35,840




Date	Agency/Authority	Prime Contractor	Est Contract Amount	0.5% Payment
May 20	New Jersey Turnpike Authority	Earle Asphalt	\$8,991,314	\$44,957
May 25	NJ DOT	Intercounty Paving	\$1,593,000	\$7,965
May 27	DPMC	D.A. Nolt	\$1,378,600	\$6,893
May 27	DPMC	SMBA Construction	\$1,350,000	\$6,750
May 27	DPMC	Michael Riesz & Co.	\$19,848,000	\$99,240
Jul 05	NJ DOT	Schifano Construction	\$4,340,396	\$21,702
Jul 05	NJ DOT	South State;	\$5,411,226	\$27,056
Jul 05	NJ DOT	Tarheel Enterprises	\$6,654,082	\$33,270
SUBTOTAL FY 2016			\$562,900,556	\$2,814,503
FY 2017				
Jul 22	William Paterson University	Unknown	\$25,325,000	\$126,625
Jul 22	William Paterson University	Unknown	\$22,622,000	\$113,110
Jul 22	William Paterson University	Unknown	\$1,169,000	\$5,845
Jul 22	William Paterson University	Unknown	\$1,246,200	\$6,231
Aug 03	DPMC	Altec Building Systems	\$5,015,000	\$25,075
Aug 03	DPMC	Mar-Bridge Enterprises	\$13,280,000	\$66,400
Aug 03	DPMC	Integrity Roofing. Inc.	\$2,074,400	\$10,372
Aug 30	DPMC	Pravco, Inc.	\$1,282,600	\$6,413
Aug 30	DPMC	Timothy P. Bryan Electric Co.	\$1,630,200	\$8,151
Sep 13	NJ Turnpike Authority	WHL Enterprises	\$1,708,300	\$8,542
Sep 13	NJ Turnpike Authority	Servidone-Anthony, JV	\$72,391,524	\$361,958
Sep 13	NJ Turnpike Authority	Creamer-Sanzari, JV	\$55,726,256	\$278,631
Sep 13	NJ Turnpike Authority	Richard E. Pierson Construction	\$49,768,162	\$248,841
Sep 13	Stockton University	Unknown	\$1,108,580	\$5,543




Date	Agency/Authority	Prime Contractor	Est Contract Amount	0.5% Payment
Sep 13	Stockton University	Unknown	\$3,520,120	\$17,601
Sep 13	Stockton University	Unknown	\$1,649,124	\$8,246
Sep 13	Stockton University	Unknown	\$24,240,000	\$121,200
Sep 13	Stockton University	Unknown	\$24,240,000	\$121,200
Oct 05	NJ Economic Development Authority	Unknown	\$3,385,380	\$16,927
Dec 19	NJ Turnpike Authority	Rencor, Inc.	\$4,375,566	\$21,878
Jan 05	NJ DOT	Schifano Construction	\$2,333,088	\$11,665
Jan 30	NJ DOT	South State	\$7,408,822	\$37,044
Jan 30	NJ DOT	Intercounty Paving	\$5,344,342	\$26,722
Jan 30	NJ DOT	Stavola Contracting	\$5,959,000	\$29,795
Jan 30	NJ DOT	Intercounty Paving	\$2,423,000	\$12,115
Feb 03	William Paterson University	Unknown	\$1,044,000	\$5,220
Feb 27	Stockton University	Unknown	\$3,731,700	\$18,659
Mar 02	NJ Turnpike Authority	South State	\$6,439,442	\$32,197
Mar 16	NJ Turnpike Authority	Ferreira Construction	\$7,787,000	\$38,935
Mar 16	NJ Turnpike Authority	Joseph M. Sanzari	\$7,998,086	\$39,990
Apr 04	Cumberland County College	Unknown	\$1,792,000	\$8,960
Apr 11	NJ DOT	Mount Construction	\$2,395,758	\$11,979
Apr 11	NJ DOT	IEW Construction	\$1,977,348	\$9,887
Apr 11	NJ DOT	Mount Construction	\$1,879,756	\$9,399
Apr 11	NJ DOT	IEW Construction	\$3,484,570	\$17,423
May 02	NJ DOT	J Fletcher Creamer & Sons	\$4,858,888	\$24,294
May 02	NJ DOT	IEW Construction	\$3,449,528	\$17,248
May 02	NJ DOT	Mount Construction	\$3,281,528	\$16,408
May 02	NJ DOT	Schifano Construction	\$3,742,144	\$18,711




Date	Agency/Authority	Prime Contractor	Est Contract Amount	0.5% Payment
May 02	NJ DOT	A.E. Stone	\$2,397,000	\$11,985
May 02	NJ DOT	Schifano Construction	\$3,776,568	\$18,883
May 02	NJ DOT	Earle Asphalt	\$5,155,714	\$25,779
May 02	NJ DOT	R.W.V. Lan-Livestock	\$1,916,788	\$9,584
May 02	NJ DOT	Black Rock Enterprises	\$7,381,602	\$36,908
May 02	NJ DOT	Schifano Construction	\$4,050,060	\$20,250
May 02	NJ DOT	IEW Construction	\$7,397,740	\$36,989
May 25	DPMC	M & M Construction	\$3,358,000	\$16,790
May 25	DPMC	M & M Construction	\$2,690,000	\$13,450
May 25	DPMC	M & M Construction	\$1,017,000	\$5,085
Jun 05	NJ Turnpike Authority	Joseph M. Sanzari	\$7,782,762	\$38,914
Jun 05	NJ Turnpike Authority	Joseph M. Sanzari	\$8,985,318	\$44,927
Jun 05	NJ Turnpike Authority	Earle Asphalt	\$11,492,114	\$57,461
Jun 05	NJ Turnpike Authority	Stavola Contracting	\$18,249,000	\$91,245
Jun 05	NJ Turnpike Authority	H.B.C. Company	\$2,228,390	\$11,142
Jun 06	NJ DOT	IEW Construction	\$2,665,800	\$13,329
Jun 06	NJ DOT	Intercounty Paving	\$5,683,128	\$28,416
Jun 06	NJ DOT	Mount Construction	\$4,476,500	\$22,383
Jun 06	NJ DOT	Mount Construction	\$2,599,200	\$12,996
Jun 06	NJ DOT	Schifano Construction	\$9,333,468	\$46,667
Jun 06	NJ DOT	South State	\$12,387,284	\$61,936
Jun 06	NJ DOT	Crisdel Group	\$13,784,978	\$68,925
Jun 06	NJ DOT	Mount Construction	\$2,846,500	\$14,233
Jun 06	NJ DOT	Asphalt Paving	\$3,928,252	\$19,641



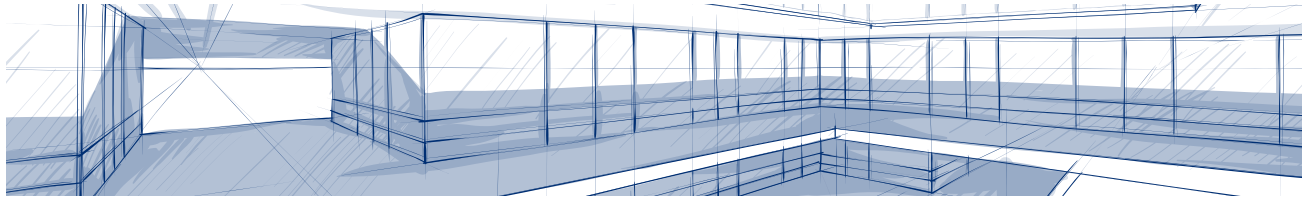
Date	Agency/Authority	Prime Contractor	Est Contract Amount	0.5% Payment
Jun 06	NJ DOT	J Fletcher Creamer & Sons	\$3,280,000	\$16,400
Jun 06	NJ DOT	IEW Construction	\$2,542,688	\$12,713
Jun 06	NJ DOT	IEW Construction	\$8,949,806	\$44,749
Jun 06	NJ DOT	IEW Construction	\$1,872,498	\$9,362
Jun 06	NJ DOT	Schifano Construction	\$7,698,492	\$38,492
Jun 06	NJ DOT	IEW Construction	\$1,393,404	\$6,967
Jun 06	NJ DOT	Tilcon New York	\$3,558,000	\$17,790
SUBTOTAL FY 2017			\$567,965,466	\$2,839,827
FY 2018				
Sep 18	NJ Turnpike Authority	Fai-Gon Electric	\$1,523,996	\$7,620
Sep 20	NJ Turnpike Authority	Creamer-Sanzari	\$88,875,642	\$444,378
Sep 22	NJ Turnpike Authority	Crisdel Group	\$6,286,668	\$31,433
Oct 16	DPMC	Haverstick-Borthwick Company	\$1,578,000	\$7,890
Oct 16	DPMC	John O'Hara Company, Inc.	\$2,140,600	\$10,703
Oct 16	DPMC	GBI, Inc.	\$1,398,000	\$6,990
Oct 18	NJ DOT	South State, Inc.	\$11,792,584	\$58,963
Oct 18	NJ DOT	Tri-State Dredging, Inc.	\$1,080,930	\$5,405
Oct 18	NJ DOT	Wickberg Marine contracting, Inc.	\$1,624,404	\$8,122
Oct 18	NJ DOT	Joseph M. Sazari, Inc.	\$9,558,752	\$47,794
Oct 18	NJ DOT	Mount Construction Co., Inc.	\$2,353,900	\$11,770
Oct 18	NJ DOT	Mount Construction Co., Inc.	\$4,820,200	\$24,101
Oct 18	NJ DOT	A.E. Stone, Inc.	\$3,529,000	\$17,645
Oct 18	NJ DOT	Berto Construction, Inc.	\$1,416,090	\$7,080
Oct 18	NJ DOT	Schifano Construction Corporation	\$10,844,798	\$54,224



Date	Agency/Authority	Prime Contractor	Est Contract Amount	0.5% Payment
Oct 18	NJ DOT	Trap Rock Industries, LLC	\$8,395,934	\$41,980
Oct 18	NJ DOT	Stavola Contracting Co., Inc.	\$5,624,000	\$28,120
Oct 18	NJ DOT	Denville Line Painting, Inc.	\$1,545,230	\$7,726
Oct 18	NJ DOT	Traffic Lines, Inc.	\$1,279,550	\$6,398
Oct 18	NJ DOT	Zone Striping, Inc.	\$1,267,334	\$6,337
Oct 18	NJ DOT	South State, Inc.	\$1,784,710	\$8,924
Oct 18	NJ DOT	Tilcon New York, Inc.	\$4,557,000	\$22,785
Oct 18	NJ DOT	IEW Construction Group, Inc.	\$1,869,172	\$9,346
Oct 18	NJ DOT	IEW Construction Group, Inc.	\$1,990,862	\$9,954
Oct 18	NJ DOT	Richard E. Pierson Construction Co., Inc.	\$6,913,376	\$34,567
Oct 18	NJ DOT	Arawak Paving Co., Inc.	\$3,728,000	\$18,640
Oct 18	NJ DOT	IEW Construction Group, Inc.	\$90,336,172	\$451,681
Oct 18	NJ DOT	Joseph M. Sazari, Inc.	\$3,293,000	\$16,465
Oct 18	NJ DOT	Earle Asphalt company	\$5,214,914	\$26,075
Oct 18	NJ DOT	George Harms Construction Co., Inc.	\$195,164,486	\$975,822
Oct 18	NJ DOT	Asphalt Paving Systems Inc.	\$5,964,968	\$29,825
Oct 18	NJ DOT	Ferreira and Tutor Perini, Joint Venture	\$56,234,000	\$281,170
Nov 30	NJ Turnpike Authority	ACP Contracting	\$1,941,364	\$9,707
Jan 09	William Paterson University	Unknown	\$30,730,600	\$153,653
Jan 22	NJ Economic Development Authority	Unknown	\$1,267,000	\$6,335
Feb 14	NJ Turnpike Authority	Joseph Sanzari	\$7,595,500	\$37,978
Mar 12	DPMC	Integrity Roofing	\$1,274,400	\$6,372
Mar 12	DPMC	M & M Construction	\$1,239,000	\$6,195
Apr 19	NJ Turnpike Authority	Ferreira Construction	\$8,852,000	\$44,260




Date	Agency/Authority	Prime Contractor	Est Contract Amount	0.5% Payment
Apr 20	NJ Turnpike Authority	Joseph Sanzari	\$11,988,010	\$59,940
Apr 20	NJ Turnpike Authority	Ferreira Construction	\$5,856,294	\$29,281
Apr 20	NJ Turnpike Authority	Crisdel Group	\$24,154,000	\$120,770
Apr 20	NJ Turnpike Authority	South State	\$3,896,280	\$19,481
Apr 23	DPMC	Integrity Roofing	\$1,809,000	\$9,045
Apr 23	DPMC	Integrity Roofing	\$2,984,400	\$14,922
Apr 23	DPMC	Integrity Roofing	\$2,035,000	\$10,175
May 03	NJ Turnpike Authority	AE Stone, Inc.	\$15,938,000	\$79,690
May 14	NJ Turnpike Authority	Rencor, Inc.	\$6,846,778	\$34,234
May 14	NJ Turnpike Authority	South State, Inc.	\$1,343,206	\$6,716
May 14	NJ Turnpike Authority	Solar Mite Electric	\$1,787,718	\$8,939
May 16	New Jersey City University	Unknown	\$2,817,600	\$14,088
May 16	NJ Turnpike Authority	George Harms Construction, Inc.	\$63,186,106	\$315,931
May 31	DPMC	Pravco Inc.	\$1,833,000	\$9,165
Jun 06	DPMC	Integrity Roofing	\$2,394,600	\$11,973
Jun 06	DPMC	Integrity Roofing	\$2,587,000	\$12,935
Jun 08	NJ Turnpike Authority	Stavola Contracting, Inc.	\$8,817,294	\$44,086
SUBTOTAL FY 2018			\$757,160,422	\$3,785,802



ATTACHMENT B

NJ BUILD 0.5 Percent Contributions by Agency

Agency	0.5% Contribution
NJ Turnpike Authority	\$21,073,938.78
NJ Department of Transportation	\$7,604,180.06
Department of Property Management and Construction (Treasury)	\$1,351,406.66
William Paterson University	\$410,684.00
NJ Transit	\$399,832.61
Stockton University	\$292,447.62
Casino Reinvestment Development Authority	\$239,276.91
UMDNJ	\$102,515.45
NJ Meadowlands Commission	\$58,788.55
NJ Economic Development Authority	\$44,651.90
NJ Water Supply Authority	\$32,760.08
Thomas Edison State College	\$24,506.75
Brick Utilities	\$17,850.10
Old Bridge Township Public Schools	\$14,162.50
NJ City University	\$14,088.00
Montclair State University	\$10,457.20
Cumberland County College	\$8,960.00
North Jersey District Water Supply Commission	\$5,837.13
TOTAL RECEIPTS	\$31,706,344.30



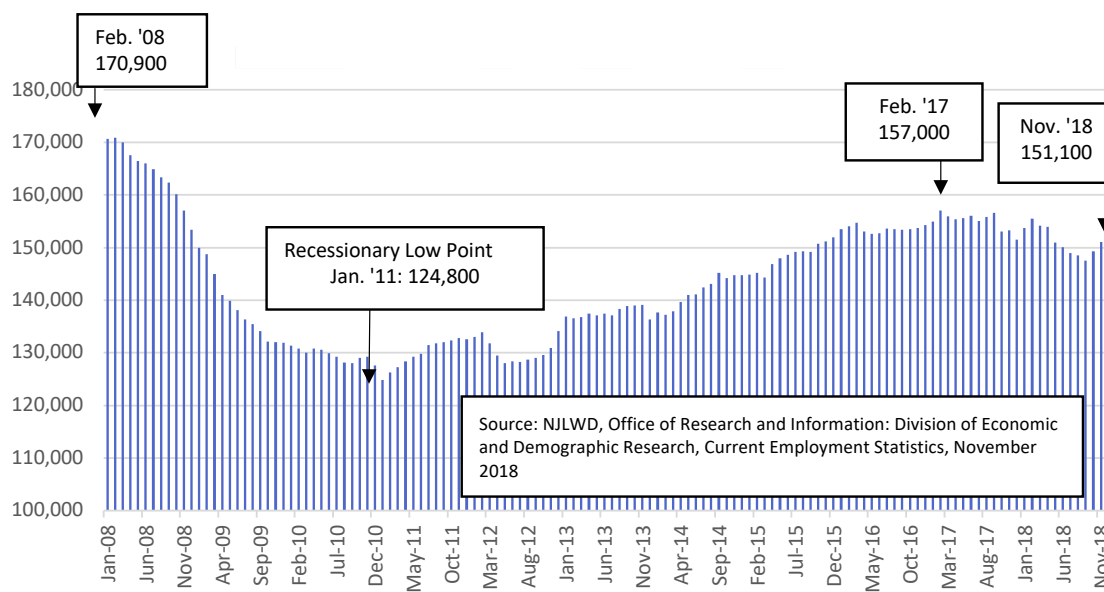
ATTACHMENT C

New Jersey's Construction Industry

New Jersey's construction industry was one of the hardest hit sectors of the state's economy during the most recent recessionary period, contracting by 46,100 jobs from its most recent high of 170,900 jobs in February 2008 (**Figure C2**). Furthermore, while statewide private employment bottomed out and began to rebound in February 2010, construction employment did not reach its low point until January 2011, nearly a year after the state's recovery began. The industry's recovery was rapid, if uneven, in the years since, reaching a post-recession peak of 157,000 in February 2017. Construction jobs grew by 25.8 percent in a little over six years, almost three times the state's private sector growth of 9.0 percent in the same period (**Figure C3**).

Between January 2017 and November 2018, however, construction employment shed 3,800 jobs in contrast to a 2.9 percent gain in private sector employment statewide (**Figure C4**). Still, as of November 2018, the industry had added 26,300 jobs, a 57 percent gain, since the recessionary low.

FIGURE C2 New Jersey Construction Employment
Seasonally Adjusted, January 2008 - November 2018






FIGURE C3 New Jersey Construction vs. Total Private
Seasonally Adjusted, January 2011 - November 2018

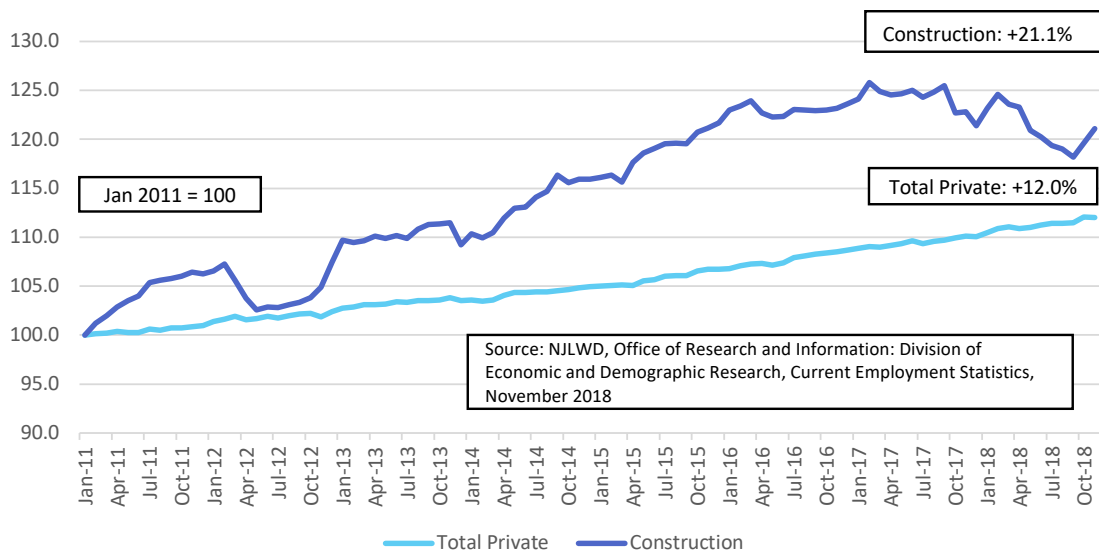
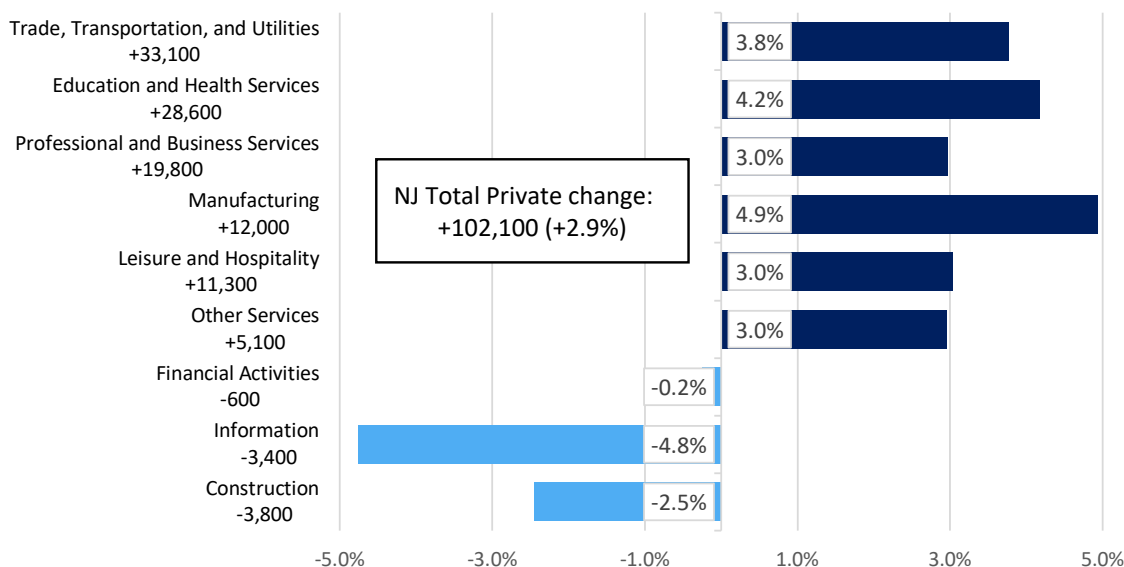


FIGURE C4 New Jersey Private Sector Employment Change by Supersector
January 2017 - November 2018



Source: NJLWD, Office of Research and Information, Division of Economic and Demographic Research, Current Employment Statistics, November 2018

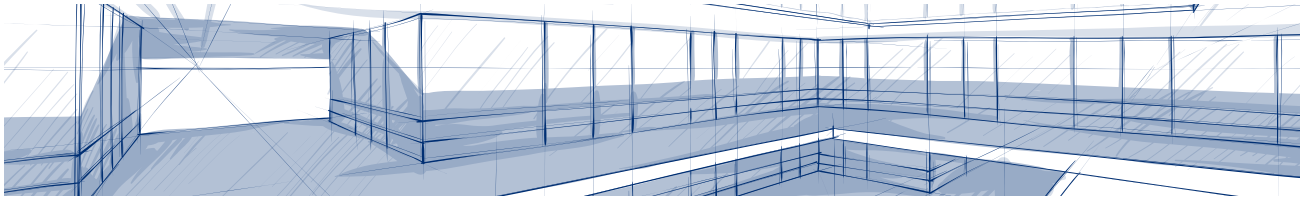



Table C1 shows unadjusted employment figures from November 2017 to November 2018. Total construction employment decreased by 1,700, or 1.1 percent. Construction of Buildings (a subsector of the industry) recorded a gain of 1,200 during this period, while the other subsectors – Heavy and Civil Engineering Construction and Specialty Trade Contractors – lost 1,400 and 1,500 jobs, respectively.

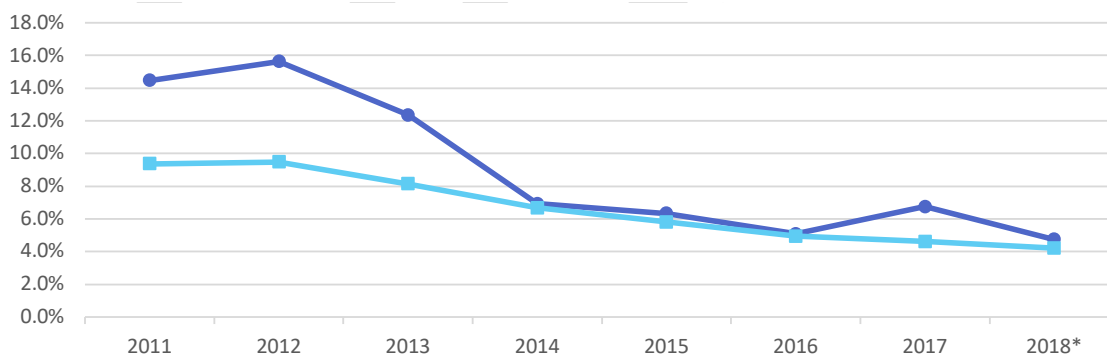
TABLE C1 New Jersey Construction Employment				
	Nov 2017	Nov 2018	Over-the-Year Change	Over-the-Year Percent Change
Construction	156,900	155,200	-1,700	-1.1%
Construction of Buildings	35,500	36,700	1,200	3.4%
Residential Building Construction	22,900	23,800	900	3.9%
Heavy/Civil Engineering Construction	21,000	19,600	-1,400	-6.7%
Specialty Trade Contractors	100,400	98,900	-1,500	-1.5%
Building Equipment Contractors	52,400	51,900	-500	-1.0%
Total Private	3,552,100	3,616,300	64,200	1.8%

Source: NJDOL, Office of Research and Information, Division of Economic and Demographic Research, Current Employment Statistics, Nov. 2018

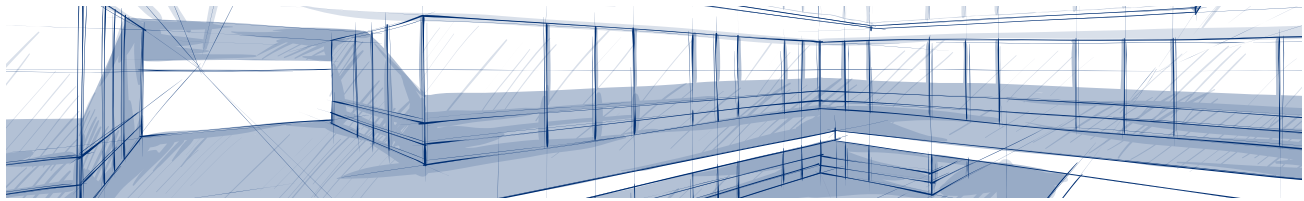


Unemployment rates for workers previously employed in construction trades has consistently remained higher than the unemployment rate across all industries in the state since 2011 (**Figure C5**). The size of the gap between construction unemployment and unemployment overall has varied over this period. The early part of this decade saw the state's unemployment rate for Construction run significantly higher compared to the rate for all industries; in 2012, the gap reached its widest as the rate for Construction was 15.6 percent compared to the all-industry rate of 9.5 percent. Since 2014, construction unemployment was closer to the average for all industries, though it still remains higher. For 2018 (through November), the unemployment rate for Construction was 4.7 percent, compared to 4.6 percent for all industries.

FIGURE C5 New Jersey Unemployment Rates, Construction vs. All Industries
Annual Average



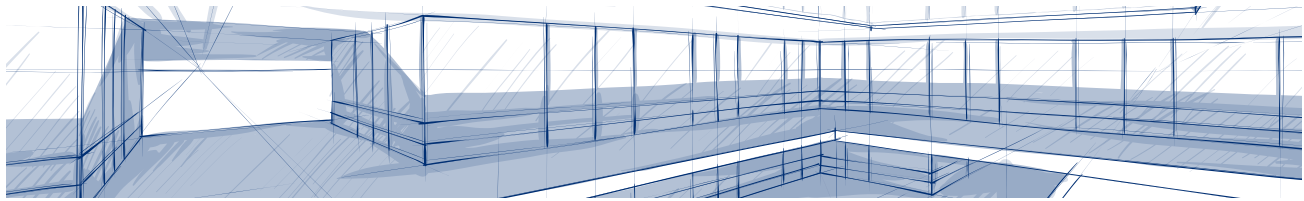
Source: NJLWD, Office of Research and Information, Economic and Demographic Research, Current Population Survey (CPS), Basic Monthly Survey, Jan 2011 to Nov 2018.



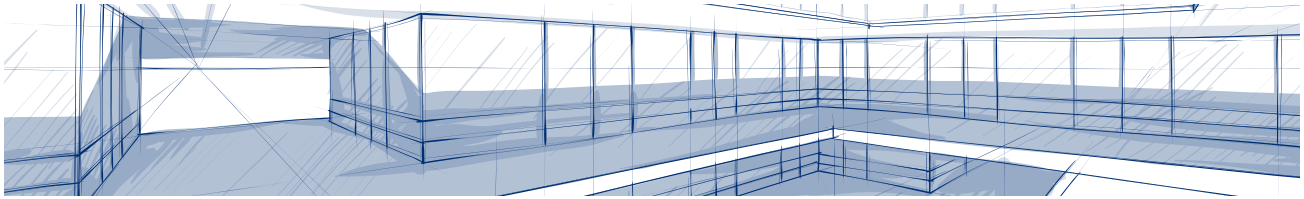
ATTACHMENT D

NJ BUILD Program Expenditures

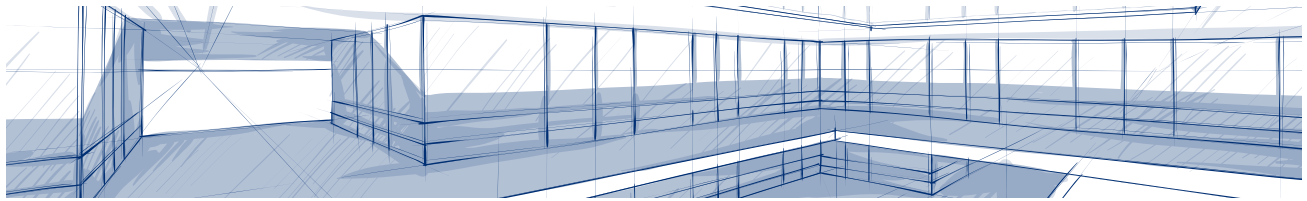
Vendor name	Contract Amount	Amount Expended	Remaining Balance
FY 2011			
ITA Program	\$54,951.26	\$54,951.26	\$ -
Hispanic Family Center of Southern NJ	\$300,000.00	\$ 209,034.73	\$90,965.27
NJ Institute of Social Justice	\$300,000.00	\$ 202,053.92	\$97,946.08
FY SUBTOTAL	\$654,951.26	\$ 466,039.91	\$188,911.35
FY 2012			
ITA Program	\$304,550.50	\$ 227,406.66	\$77,143.84
Hudson County Surrogate	\$190,000.00	\$ 164,597.12	\$25,402.88
Orange Housing Authority	\$190,000.00	\$ 169,093.45	\$20,906.55
Roofers Local 4 Apprentice	\$190,000.00	\$ 190,000.00	\$ -
Union Organization for Social Services	\$190,000.00	\$ 151,335.83	\$38,664.17
FY SUBTOTAL	\$1,064,550.50	\$ 902,433.06	\$162,117.44
FY 2013			
ITA Program	\$535,210.44	\$ 376,731.25	\$158,479.19
NJ Institute of Social Justice	\$150,000.00	\$86,411.00	\$63,589.00
Plumbers & Pipefitters Local 9	\$17,500.00	\$10,000.00	\$ 7,500.00
Roofers Local 4 Apprentice	\$150,000.00	\$ 150,000.00	\$ -
FY SUBTOTAL	\$852,710.44	\$ 623,142.25	\$229,568.19
FY 2014			
ITA Program	\$525,375.00	\$ 262,874.20	\$262,500.80
Isles Inc. (Youth Build Match)	\$100,000.00	\$ 100,000.00	\$ -
NJ State Building & Construction Trades Council	\$210,000.00	\$ 209,800.00	\$200.00
YouthBuild Newark Inc	\$100,000.00	\$ 100,000.00	\$ -
FY SUBTOTAL	\$935,375.00	\$ 672,674.20	\$262,700.80



Vendor name	Contract Amount	Amount Expended	Remaining Balance
FY 2015			
CAC Program	\$ 77,662.00	\$77,662.00	\$ -
City of Jersey City	\$200,000.00	\$ 198,020.00	\$1,980.00
Isles Inc. (Youth Build Match)	\$100,000.00	\$ 100,000.00	\$ -
NJ State Building & Construction Trades	\$209,900.00	\$ 209,895.00	\$ 5.00
Northeast Carpenters Apprenticeship	\$250,000.00	\$ 181,202.60	\$68,797.40
Union Organization for Social Services	\$150,000.00	\$ 130,000.00	\$20,000.00
Youthbuild Newark Inc. (Youth Build Match)	\$100,000.00	\$ 100,000.00	\$ -
FY SUBTOTAL	\$1,087,562.00	\$ 996,779.60	\$90,782.40
FY 2016			
ITA Program	\$ 1,400.00	\$ 1,400.00	\$ -
Hunterdon County Vocational School District	\$100,000.00	\$ 100,000.00	\$ -
Isles Inc. (Youth Build Match)	\$100,000.00	\$ 100,000.00	\$ -
Newark Workforce Investment Board	\$200,000.00	\$ 148,817.00	\$51,183.00
NJ State Building & Construction Trades Council	\$209,900.00	\$ 209,900.00	\$ -
Northeast Carpenters Apprenticeship Training and Education Fund	\$190,064.00	\$ 110,104.00	\$79,960.00
Roofers Local 4 Apprentice	\$200,000.00	\$ 199,000.00	\$ 1,000.00
Youthbuild Newark Inc. (Youth Build Match)	\$100,000.00	\$99,999.00	\$ 1.00
FY SUBTOTAL	\$1,101,364.00	\$ 969,220.00	\$132,144.00
FY 2017			
Hunterdon County Vocational School District	\$100,000.00	\$87,743.00	\$12,257.00
Isles Inc. (Youth Build Match)	\$225,000.00	\$ 225,000.00	\$ -
Jersey City Employment & Training	\$240,000.00	\$ 184,500.00	\$55,500.00
NJ State Building & Construction	\$250,000.00	\$ 235,200.00	\$14,800.00
Northeast Carpenters Apprentice	\$224,160.00	\$ 204,546.00	\$19,614.00
Roofers Local 4 Apprentice	\$200,000.00	\$ 179,500.00	\$20,500.00
Union Organization for Social Services	\$175,000.00	\$ 174,362.00	\$ 638.00
Union Organization for Social Services	\$200,000.00	\$ 9,849.00	\$190,151.00
FY SUBTOTAL	\$1,614,160.00	\$1,300,700.00	\$313,460.00



Vendor name	Contract Amount	Amount Expended	Remaining Balance
FY 2018			
Elizabeth Development Co.	\$200,193.00	\$46,052.00	\$154,141.00
Hunterdon County Vocational School District	\$300,000.00	\$45,358.00	\$254,642.00
New Jersey Reentry Corp. – Essex-Passaic	\$276,681.00	\$50,464.89	\$226,216.11
New Jersey Reentry Corp. – Hudson	\$290,800.00	\$72,488.64	\$218,311.36
New Jersey Reentry Corp. – Middlesex	\$275,100.00	\$49,777.59	\$225,322.41
NJ Building & Construction Trades Council	\$300,000.00	\$ 166,324.00	\$133,676.00
FY SUBTOTAL	\$1,642,774.00	\$ 430,465.12	\$1,212,308.88



ATTACHMENT E

NJ BUILD Budget Summary

	2011	2012	2013	2014	2015	2016	2017	2018
Re-Appropriated	\$ 2,305,417	\$ 3,238,315	\$1,276,556	\$ 62,296	\$396,822	\$698,117	\$2,064,366	\$2,411,839
Revenue	\$ 6,678,883	\$ 4,958,047	\$4,696,758	\$ 1,638,944	\$4,293,579	\$2,814,503	\$2,839,827	\$3,785,802
AA-EEO	\$ -	\$ -	\$ -	\$ (450,000)	\$ (460,000)	\$ (470,000)	\$ (470,000)	\$ (470,000)
Available	\$ 8,984,300	\$ 8,196,362	\$5,973,314	\$ 1,251,240	\$4,230,401	\$3,042,620	\$4,434,193	\$5,727,641
Pre-Encumbrance	\$ -	\$ -	\$-	\$ -	\$-	\$-	\$-	\$-
Expended	\$ 556,767	\$ 1,068,894	\$824,214	\$ 919,182	\$1,105,555	\$1,036,571	\$1,303,927	\$248,860
Encumbered	\$ -	\$ -	\$-	\$ -	\$-	\$-	\$350,572	\$1,511,077
Committed	\$ 556,767	\$ 1,068,894	\$824,214	\$ 919,182	\$1,105,555	\$1,036,571	\$1,654,499	\$1,759,937
Uncommitted	\$ 8,427,533	\$ 7,127,468	\$5,149,100	\$ 332,058	\$3,124,846	\$2,006,049	\$2,779,694	\$3,967,704
Reverted	\$ (5,000,000)	\$ (6,000,000)	\$(4,900,000)	\$ -	\$(2,500,000)	\$-	\$ (500,000)	\$-
Carry-forward	\$ 3,427,533	\$ 1,127,468	\$249,100	\$ 332,058	\$624,846	\$2,006,049	\$2,279,694	\$3,967,704
+/- *	\$ (189,218)	\$ 149,088	\$ (186,804)	\$ 64,764	\$ 73,271	\$ 58,317	\$132,145	\$ 779

*Periodic variances occur according to the timing of de-obligations as they roll forward from previous fiscal years.

**To date, as of December 14, 2018.

NA – Not available


ATTACHMENT F

NJ BUILD Trade Hour Utilization

Q3 2013

Contractor	Agency	Trade or Craft	Hours	Minority %	Women %	Classification	Total Work Hours	Minority Work Hours	Women Work Hours	Contract Amount
Della Pello Paving, Inc.	NJ Department of Transportation									\$5,274,197.40
No Records										
Joseph Defino Trucking Co., Inc.	NJ Department of Transportation									\$5,831,943.11
		Laborer	0	69.0%	0.0%	Journey Worker	5,416	3,735	ND*	
		Laborer	0	23.7%	0.0%	Apprentice	819	194	ND*	
		Truck Driver	0	0.0%	0.0%	Journey Worker	453	0	ND*	
		Operating Engineer	0	71.5%	0.0%	Journey Worker	2,024	1,447	ND*	
Vollers Excavating & Construction, Inc.	NJ Department of Transportation									\$1,690,000.00
		Laborer	0	68.1%	0.0%	Journey Worker	2,642	1,798	ND*	
		Truck Driver	0	0.0%	0.0%	Journey Worker	280	0	ND*	
		Operating Engineer	0	55.6%	0.0%	Journey Worker	906	504	ND*	
		Laborer	0	63.5%	0.0%	Journey Worker	1,997	1,269	ND*	
		Operating Engineer	0	0.0%	0.0%	Journey Worker	216	0	ND*	
Konkus Corp.	NJ Department of Transportation									\$5,598,055.20
		Laborer	0	100.0%	0.0%	Journey Worker	11	11	ND*	

* ND: No Data



Contractor	Agency	Trade or Craft	Hours	Minority %	Women %	Classification	Total Work Hours	Minority Work Hours	Women Work Hours	Contract Amount
Crossing Construction Co., Inc.	NJ Department of Transportation									\$1,670,298.00
		Laborer	36	45.5%	21.8%	Journey Worker	165	75	ND*	
		Carpenter	0	0.0%	0.0%	Journey Worker	93	0	ND*	
Tilcon New York, Inc.	NJ Department of Transportation									\$1,786,000.00
No Records										
Schifano Construction Corp.	NJ Department of Transportation									\$3,957,043.10
		Laborer	488	23.9%	6.5%	Journey Worker	7,551	1,808	ND*	
		Truck Driver	0	64.5%	0.0%	Journey Worker	1,476	952	ND*	
		Operating Engineer	0	15.2%	0.0%	Journey Worker	2,650	402	ND*	
South State, Inc.	NJ Department of Transportation									\$1,852,745.27
No Records										
Mount Construction Co., Inc.	NJ Department of Transportation									\$1,592,613.33
No Records										
South State, Inc.	NJ Department of Transportation									\$4,092,922.63
No Records										
Joseph M Sanzari, Inc.	NJ Department of Transportation									\$6,274,400.00
No Records										

* ND: No Data

Contractor	Agency	Trade or Craft	Hours	Minority %	Women %	Classification	Total Work Hours	Minority Work Hours	Women Work Hours	Contract Amount
Della Pello Paving, Inc.	NJ Department of Transportation									\$2,149,543.20
No Records										
Schifano Construction Corp.	NJ Department of Transportation									\$2,111,900.00
		Laborer	0	34.8%	0.0%	Journey Worker	1,008	351	ND*	
		Truck Driver	0	47.7%	0.0%	Journey Worker	199	95	ND*	
		Operating Engineer	35	14.2%	9.6%	Journey Worker	356	52	ND*	
A.P. Construction	NJ Turnpike Authority									\$2,817,719.00
No Records										
South State Inc.	NJ Turnpike Authority									\$32,536,509.75
No Records										
Hall Building Corp.	NJ Turnpike Authority									\$6,714,950.00
		Laborer	0	0.0%	0.0%	Journey Worker	240	0	ND*	
		Plumber	0	0.0%	0.0%	Journey Worker	6	0	ND*	
		Carpenter	0	0.0%	0.0%	Journey Worker	88	0	ND*	
		Sheet Metal Worker	0	0.0%	0.0%	Journey Worker	36	0	ND*	
Anselmi & DiCicco Inc.	NJ Transit Corp									\$3,884,990.00
		Laborer	6649	0.8%	21.7%	Journey Worker	2,994	25	ND*	
		Surveyor	0	49.4%	0.0%	Journey Worker	156	77	ND*	

* ND: No Data

Contractor	Agency	Trade or Craft	Hours	Minority %	Women %	Classification	Total Work Hours	Minority Work Hours	Women Work Hours	Contract Amount
		Truck Driver	0	0.0%	0.0%	Journey Worker	12	0	ND*	
		Operating Engineer	0	0.0%	0.0%	Journey Worker	1,469	0	ND*	
Railroad Construction Co., Inc.	NJ Transit Corp									\$2,817,719.00
		Other	0	100.0%	0.0%	Journey Worker	8	8	ND*	
		Laborer	0	3.1%	0.0%	Journey Worker	517	16	ND*	
		Carpenter	0	100.0%	0.0%	Journey Worker	293	293	ND*	
		Operating Engineer	0	0.0%	0.0%	Journey Worker	55	0	ND*	
Preferred Mechanical, Inc.	NJ Property Management									\$1,633,000.00
		Other	0	0.0%	0.0%	Journey Worker	8	0	ND*	
		Laborer	0	0.0%	0.0%	Journey Worker	155	0	ND*	
		Laborer	0	0.0%	0.0%	Apprentice	48	0	ND*	
		Carpenter	0	0.0%	0.0%	Journey Worker	251	0	ND*	
		Ironworker	0	0.0%	0.0%	Journey Worker	152	0	ND*	
		HVAC Mechanic	0	0.0%	0.0%	Journey Worker	1,021	0	ND*	
Merrell & Garaguso	NJ Property Management									\$1,056,000.00
		Laborer	0	0.0%	0.0%	Journey Worker	224	0	ND*	
		Ironworker	0	0.0%	0.0%	Journey Worker	14	0	ND*	
		Bricklayer or Mason	0	0.0%	0.0%	Journey Worker	1,366	0	ND*	
		Bricklayer or Mason	0	0.0%	0.0%	Apprentice	4	0	ND*	

* ND: No Data

Contractor	Agency	Trade or Craft	Hours	Minority %	Women %	Classification	Total Work Hours	Minority Work Hours	Women Work Hours	Contract Amount
Kelso Construction Company, Inc.	NJ Water Supply Authority									\$2,843,000.00
		Other	0	38.3%	0.0%	Journey Worker	480	184	ND*	
		Other	0	0.0%	0.0%	Apprentice	6	0	ND*	
		Laborer	0	54.7%	0.0%	Journey Worker	106	58	ND*	
		Painter	0	12.1%	0.0%	Journey Worker	553	67	ND*	
		Carpenter	0	7.0%	0.0%	Journey Worker	1,951	136	ND*	
		Ironworker	0	2.6%	0.0%	Journey Worker	936	24	ND*	
		Electrician	0	0.0%	0.0%	Journey Worker	1,232	0	ND*	
		Electrician	0	0.0%	0.0%	Apprentice	5	0	ND*	
		HVAC Mechanic	0	0.0%	0.0%	Journey Worker	34	0	ND*	
		HVAC Mechanic	0	0.0%	0.0%	Apprentice	30	0	ND*	
		Operating Engineer	0	0.0%	0.0%	Journey Worker	64	0	ND*	
		Bricklayer or Mason	0	6.7%	0.0%	Journey Worker	3,826	256	ND*	
Creamer-Sanzari, JV	NJ Meadowlands Commission									\$1,111,800.00
No Records										

* ND: No Data


Q1 2014

Contractor	Agency	Trade or Craft	Hours	Minority %	Women %	Classification	Total Work Hours	Minority Work Hours	Women Work Hours	Contract Amount
Richard E. Pierson Construction	NJ Department of Transportation									\$4,398,699.34
		Laborer	18	3.6%	12.9	Journey Worker	140	5	ND*	
		Painter	0	0.0%	0.0%	Journey Worker	7	0	ND*	
		Electrician	0	0.0%	0.0%	Journey Worker	4	0	ND*	
		Operating Engineer	0	0.0%	0.0%	Journey Worker	14	0	ND*	
Mount Construction Co., Inc.	NJ Department of Transportation									\$1,423,688.18
No Records										
J. Fletcher Creamer & Son Inc.	NJ Department of Transportation									\$3,476,667.00
No Records										
Mount Construction Co., Inc.	NJ Department of Transportation									\$1,419,485.78
No Records										
Schifano Construction Corp.	NJ Department of Transportation									\$4,639,594.91
No Records										
Schifano Construction Corp.	NJ Department of Transportation									\$1,106,563.00
		Laborer	0	0.0%	0.0%	Journey Worker	81	0	ND*	
Della Pello Paving Inc.	NJ Department of Transportation									\$5,967,009.98
No Records										

* ND: No Data


Contractor	Agency	Trade or Craft	Hours	Minority %	Women %	Classification	Total Work Hours	Minority Work Hours	Women Work Hours	Contract Amount
Joseph DeFino Trucking Co., Inc.	NJ Department of Transportation									\$8,381,033.58
No Records										
IEW Construction Group Inc.	NJ Department of Transportation									\$8,596,803.02
		Laborer	32	45.2%	5.5%	Journey Worker	586	265	ND*	
		Carpenter	0	0.0%	0.0%	Journey Worker	16	0	ND*	
		Ironworker	0	33.3%	0.0%	Journey Worker	144	48	ND*	
Schifano Construction Corp.	NJ Department of Transportation									\$4,716,155.00
		Laborer	0	13.5%	0.0%	Journey Worker	3,048	12	ND*	
		Truck Driver	0	40.0%	0.0%	Journey Worker	750	300	ND*	
		Operating Engineer	0	0.0%	0.0%	Journey Worker	1,106	0	ND*	
Anka Painting Co.	NJ Turnpike Authority									\$9,105,000.00
		Laborer	0	63.3%	0.0%	Journey Worker	1,129	715	ND*	
Griffin Sign	NJ Turnpike Authority									\$2,672,135.00
		Laborer	0	18.0%	0.0%	Journey Worker	1,403	253	ND*	
		Laborer	0	0.0%	0.0%	Apprentice	306	0	ND*	
		Ironworker	0	0.0%	0.0%	Journey Worker	8	0	ND*	
		Operating Engineer	0	15.2%	0.0%	Journey Worker	539	82	ND*	
PKF Mark III	NJ Turnpike Authority									\$12,114,928.45
		Laborer	80	4.3%	3.4%	Journey Worker	2,342	101	ND*	

* ND: No Data



Contractor	Agency	Trade or Craft	Hours	Minority %	Women %	Classification	Total Work Hours	Minority Work Hours	Women Work Hours	Contract Amount
		Surveyor	3	0.0%	0.5%	Journey Worker	558	0	ND*	
		Carpenter	0	0.0%	0.0%	Journey Worker	186	0	ND*	
		Ironworker	0	0.0%	0.0%	Journey Worker	57	0	ND*	
		Electrician	1	24.1%	0.9%	Journey Worker	112	27	ND*	
		Truck Driver	7	3.4%	1.50%	Journey Worker	471	16	ND*	
		Operating Engineer	0	0.6%	0.0%	Journey Worker	783	5	ND*	
A.P.S. Contracting	NJ Turnpike Authority									\$12,808,808.00
		Other	0	0.0%	0.0%	Journey Worker	8	0	ND*	
		Laborer	0	0.0%	0.0%	Journey Worker	136	0	ND*	
		Ironworker	0	0.0%	0.0%	Journey Worker	42	0	ND*	
		Electrician	0	0.0%	0.0%	Journey Worker	159	0	ND*	
		Operating Engineer	0	5.6%	0.0%	Journey Worker	142	8	ND*	
		Bricklayer or Mason	0	0.0%	0.0%	Journey Worker	40	0	ND*	
Creamer-Sanzari JV	NJ Turnpike Authority									\$8,768,862.00
		Surveyor	0	0.0%	0.0%	Journey Worker	8	0	ND*	
Hall Building Corp.	NJ Turnpike Authority									\$5,943,173.00
		Laborer	0	0.0%	0.0%	Journey Worker	16	0	ND*	
		Carpenter	0	0.0%	0.0%	Journey Worker	120	0	ND*	
		HVAC Mechanic	0	0.0%	0.0%	Journey Worker	2	0	ND*	
		HVAC Mechanic	0	0.0%	0.0%	Apprentice	2	0	ND*	

* ND: No Data



Contractor	Agency	Trade or Craft	Hours	Minority %	Women %	Classification	Total Work Hours	Minority Work Hours	Women Work Hours	Contract Amount
Alna Construction	NJ Turnpike Authority									\$5,186,794.25
		Other	0	0.0%	0.0%	Journey Worker	40	0	ND*	
		Laborer	0	0.0%	0.0%	Journey Worker	40	0	ND*	
		Electrician	0	8.2%	0.0%	Journey Worker	490	40	ND*	
		Electrician	0	0.0%	0.0%	Apprentice	7	0	ND*	
		Truck Driver	0	0.0%	0.0%	Journey Worker	40	0	ND*	
		Operating Engineer	0	0.0%	0.0%	Journey Worker	256	0	ND*	
		Sheet Metal Worker	0	0.0%	0.0%	Journey Worker	38	0	ND*	
Merrell & Garaguso	NJ Div. of Property Management									\$3,726,684.00
		Other	0	0.0%	0.0%	Journey Worker	54	0	ND*	
		Roofer	0	0.8%	0.0%	Journey Worker	123	1	ND*	
		Laborer	0	0.0%	0.0%	Journey Worker	140	0	ND*	
		Carpenter	0	0.0%	0.0%	Journey Worker	200	0	ND*	
		Electrician	0	0.0%	0.0%	Journey Worker	25	0	ND*	
		Bricklayer or Mason	80	0.0%	0.0%	Journey Worker	182	0	ND*	

* ND: No Data


Q2 2014

Contractor	Agency	Trade or Craft	Hours	Minority %	Women %	Classification	Total Work Hours	Minority Work Hours	Women Work Hours	Contract Amount
Della Pello Paving, Inc.	NJ Department of Transportation									\$5,557,776.69
		Laborer	0	41.3%	0.0%	Journey Worker	589	243	ND*	
Intercounty Paving Associates LLC	NJ Department of Transportation									\$4,359,000.00
		Laborer	0	28.9%	0.0%	Journey Worker	388	112	ND*	
		Operating Engineer	0	16.7%	0.0%	Journey Worker	48	8	ND*	
South State, Inc.	NJ Department of Transportation									\$7,851,156.32
		Laborer	0	54.3%	0.0%	Journey Worker	523	284	ND*	
		Truck Driver	0	42.9%	0.0%	Journey Worker	2,184	937	ND*	
		Operating Engineer	54	0.4%	6.6%	Journey Worker	822	3	ND*	
RWV land-Livestock South, Inc.	NJ Department of Transportation									\$1,160,378.00
No Records										
Stavola Contracting Co., Inc.	NJ Department of Transportation									\$1,062,529.41
No Records										
Kyle Conti Construction, LLC	NJ Transit									\$1,554,215.00
		Laborer	0	32.3%	0.0%	Journey Worker	189	61	ND*	
		Carpenter	0	0.0%	0.0%	Journey Worker	275	0	ND*	
		Electrician	0	0.0%	0.0%	Journey Worker	8	0	ND*	
		Operating Engineer	0	0.0%	0.0%	Journey Worker	73	0	ND*	

* ND: No Data

Contractor	Agency	Trade or Craft	Hours	Minority %	Women %	Classification	Total Work Hours	Minority Work Hours	Women Work Hours	Contract Amount
CB Structures, Inc.	NJ Div. of Property Management									\$2,688,978.00
		Other	0	0.0%	0.0%	Journey Worker	119	0	ND*	
		Other	0	0.0%	0.0%	Apprentice	47	0	ND*	
		Laborer	0	0.0%	0.0%	Journey Worker	162	0	ND*	
		Truck Driver	0	0.0%	0.0%	Journey Worker	27	0	ND*	
		Operating Engineer	0	0.0%	0.0%	Journey Worker	94	0	ND*	
Meco Constructors, Inc.	NJ Div. of Property Management									\$22,474,800.00
No Records										
Bernal Mechanical Contractors, Inc.	NJ Div. of Property Management									\$1,039,000.00
		Other	0	0.0%	0.0%	Journey Worker	31	0	ND*	
		Laborer	0	51.2%	0.0%	Journey Worker	215	110	ND*	
		Plumber	0	0.0%	0.0%	Journey Worker	96	0	ND*	
		Plumber	0	0.0%	0.0%	Apprentice	102	0	ND*	
		Carpenter	0	0.0%	0.0%	Journey Worker	117	0	ND*	
		Ironworker	0	0.0%	0.0%	Journey Worker	9	0	ND*	
		Electrician	0	0.0%	0.0%	Journey Worker	49	0	ND*	
		Electrician	0	0.0%	0.0%	Apprentice	12	0	ND*	
		Truck Driver	0	0.0%	0.0%	Apprentice	221	0	ND*	
		Sheet Metal Worker	0	0.0%	0.0%	Journey Worker	112	0	ND*	
		Bricklayer or Mason	0	0.0%	0.0%	Journey Worker	31	0	ND*	

* ND: No Data




Contractor	Agency	Trade or Craft	Hours	Minority %	Women %	Classification	Total Work Hours	Minority Work Hours	Women Work Hours	Contract Amount
D'Annunzio & Sons	NJ Turnpike Authority									\$11,707,000.00
		Laborer	14	20.1%	0.1%	Journey Worker	18,114	3,635	ND*	
		Painter	0	3.2%	0.0%	Journey Worker	185	6	ND*	
		Painter	0	0.0%	0.0%	Apprentice	110	0	ND*	
		Carpenter	0	0.0%	0.0%	Journey Worker	219	0	ND*	
		Ironworker	0	47.6%	0.0%	Journey Worker	668	318	ND*	
		Truck Driver	0	0.0%	0.0%	Journey Worker	915	0	ND*	
		Operating Engineer	8	1.1%	0.8%	Journey Worker	1,004	11	ND*	
Ferreira Construction	NJ Turnpike Authority									\$6,153,127.50
		Other	0	23.1%	0.0%	Apprentice	251	58	ND*	
		Laborer	0	17.9%	0.0%	Journey Worker	8,739	1,565	ND*	
		Laborer	0	21.5%	0.0%	Apprentice	163	35	ND*	
		Painter	0	7.7%	0.0%	Journey Worker	39	3	ND*	
		Carpenter	0	0.0%	0.0%	Journey Worker	546	0	ND*	
		Carpenter	0	0.0%	0.0%	Apprentice	24	0	ND*	
		Ironworker	0	3.3%	0.0%	Journey Worker	1,438	48	ND*	
		Truck Driver	0	0.0%	0.0%	Journey Worker	112	0	ND*	
		Truck Driver	0	0.0%	0.0%	Apprentice	32	0	ND*	
		Operating Engineer	0	28.1%	0.0%	Journey Worker	576	162	ND*	
		Operating Engineer	0	59.7%	0.0%	Apprentice	295	176	ND*	

* ND: No Data

Contractor	Agency	Trade or Craft	Hours	Minority %	Women %	Classification	Total Work Hours	Minority Work Hours	Women Work Hours	Contract Amount
Joseph M. Sanzari	NJ Turnpike Authority									\$9,115,056.00
		Laborer	0	6.9%	0.0%	Journey Worker	4,268	296	ND*	
		Laborer	0	0.0%	0.0%	Apprentice	81	0	ND*	
		Ironworker	0	0.0%	0.0%	Journey Worker	1,187	0	ND*	
		Truck Driver	0	0.0%	0.0%	Journey Worker	24	0	ND*	
		Operating Engineer	0	0.0%	0.0%	Journey Worker	76	0	ND*	
Joseph M. Sanzari	NJ Turnpike Authority									\$5,764,320.00
No Records										
Stavola Contracting	NJ Turnpike Authority									\$7,716,269.00
No Records										
Crisdel Group	NJ Turnpike Authority									\$9,677,000.00
		Laborer	0	41.9%	0.0%	Journey Worker	86	36	ND*	
		Laborer	0	0.0%	0.0%	Apprentice	125	0	ND*	
		Truck Driver	0	0.0%	0.0%	Journey Worker	5	0	ND*	
		Operating Engineer	0	76.2%	0.0%	Journey Worker	21	16	ND*	
Crisdel Group	NJ Turnpike Authority									\$32,494,995.00
		Other	32	38.4%	2.6%	Journey Worker	1,224	470	ND*	
		Laborer	0	70.8%	0.0%	Journey Worker	11,023	7,808	ND*	
		Laborer	0	100.0%	0.0%	Apprentice	422	422	ND*	
		Painter	0	0.0%	0.0%	Journey Worker	25	0	ND*	

* ND: No Data




Contractor	Agency	Trade or Craft	Hours	Minority %	Women %	Classification	Total Work Hours	Minority Work Hours	Women Work Hours	Contract Amount
		Carpenter	0	0.0%	0.0%	Journey Worker	168	0	ND*	
		Electrician	0	0.0%	0.0%	Journey Worker	32	0	ND*	
		Truck Driver	0	79.3%	0.0%	Journey Worker	121	96	ND*	
		Operating Engineer	0	9.2%	0.0%	Journey Worker	545	50	ND*	
PKF Mark III	NJ Turnpike Authority									\$26,389,946.86
		Other	0	0.0%	0.0%	Journey Worker	89	0	ND*	
		Laborer	142	24.8%	19.5%	Journey Worker	730	181	ND*	
		Surveyor	20	0.0%	62.5%	Journey Worker	32	0	ND*	
		Electrician	31.3	0.0%	0.0%	Apprentice	125	0	ND*	
		Truck Driver	0	0.0%	0.0%	Journey Worker	91	0	ND*	
		Operating Engineer	0	4.3%	0.0%	Journey Worker	46	2	ND*	
C.J. Hesse, Inc.	NJ Turnpike Authority									\$9,972,628.07
		Laborer	0	41.9%	0.0%	Journey Worker	86	36	ND*	
		Laborer	0	0.0%	0.0%	Apprentice	125	0	ND*	
		Truck Driver	0	0.0%	0.0%	Journey Worker	5	0	ND*	
		Operating Engineer	0	76.2%	0.0%	Journey Worker	21	16	ND*	

*ND: No Data


Q3 2014

Contractor	Agency	Trade or Craft	Hours	Minority %	Women %	Classification	Total Work Hours	Minority Work Hours	Women Work Hours	Contract Amount
Richard E. Pierson Construction	NJ Department of Transportation									\$1,525,714.05
		Other	0	0.0%	0.0%	Journey Worker	5	0	ND*	
		Laborer	0	25.6%	0.0%	Journey Worker	1,383	354	ND*	
		Laborer	10	0.0%	100.0%	Apprentice	10	0	ND*	
		Truck Driver	0	14.3%	0.0%	Journey Worker	579	83	ND*	
		Operating Engineer	171	0.0%	23.5%	Journey Worker	728	0	ND*	
Stavola Contracting Co., Inc.	NJ Department of Transportation									\$3,925,000.00
No Records										
South State Inc.	NJ Department of Transportation									\$3,513,990.21
		Laborer	0	81.6%	0.0%	Journey Worker	331	270	ND*	
		Operating Engineer	0	0.0%	0.0%	Journey Worker	6	0	ND*	
Tilcon New York Inc.	NJ Department of Transportation									\$7,828,925.00
No Records										
Merrell & Garaguso, Inc.	NJ Div. of Property Management									\$3,925,000.00
		Other	0	0.0%	0.0%	Journey Worker	134	0	ND*	
		Laborer	56	61.5%	5.2%	Journey Worker	1,085	667	ND*	
		Plumber	0	0.0%	0.0%	Journey Worker	336	0	ND*	
		Plumber	0	0.0%	0.0%	Apprentice	133	0	ND*	
		Carpenter	0	0.0%	0.0%	Journey Worker	360	0	ND*	

* ND: No Data



Contractor	Agency	Trade or Craft	Hours	Minority %	Women %	Classification	Total Work Hours	Minority Work Hours	Women Work Hours	Contract Amount
		Ironworker	0	0.0%	0.0%	Journey Worker	32	0	ND*	
		Electrician	0	0.0%	0.0%	Journey Worker	106	0	ND*	
		Operating Engineer	0	0.0%	0.0%	Journey Worker	134	0	ND*	
		Operating Engineer	0	0.0%	0.0%	Apprentice	8	0	ND*	
		Sheet Metal Worker	0	0.0%	0.0%	Journey Worker	13	0	ND*	
		Bricklayer or Mason	0	0.0%	0.0%	Journey Worker	112	0	ND*	
		Bricklayer or Mason	0	0.0%	0.0%	Apprentice	32	0	ND*	
Crisdel Group	NJ Turnpike Authority									\$4,251,000.00
		Laborer	113	47.6%	7.4%	Journey Worker	1,528	727	ND*	
		Truck Driver	0	55.9%	0.0%	Journey Worker	229	128	ND*	
		Operating Engineer	0	27.2%	0.0%	Journey Worker	753	205	ND*	
Ferreira Construction	NJ Turnpike Authority									\$67,923,080.00
		Other	0	0.0%	0.0%	Journey Worker	1	0	ND*	
		Laborer	0	42.2%	0.0%	Journey Worker	5,557	2,345	ND*	
		Painter	0	27.7%	0.0%	Journey Worker	130	36	ND*	
		Surveyor	0	0.0%	0.0%	Journey Worker	162	0	ND*	
		Ironworker	0	12.5%	0.0%	Journey Worker	64	8	ND*	
		Electrician	0	0.0%	0.0%	Journey Worker	22	0	ND*	
		Electrician	0	0.0%	0.0%	Apprentice	16	0	ND*	
		Truck Driver	0	21.5%	0.0%	Journey Worker	354	76	ND*	
		Operating Engineer	0	15.6%	0.0%	Journey Worker	1,721	268	ND*	



Contractor	Agency	Trade or Craft	Hours	Minority %	Women %	Classification	Total Work Hours	Minority Work Hours	Women Work Hours	Contract Amount
Jersey Mechanical	NJ Turnpike Authority									\$1,061,800.00
No Records										

Q1 2015

Contractor	Agency	Trade or Craft	Hours	Minority %	Women %	Classification	Total Work Hours	Minority Work Hours	Women Work Hours	Contract Amount
Intercounty Paving Associates, LLC	NJ Department of Transportation									\$6,311,000.00
No Records										
A.E. Stone, Inc.	NJ Department of Transportation									\$1,898,000.00
No Records										
A.P. Construction Inc.	NJ Department of Transportation									\$4,798,020.00
No Records										
South State Inc.	NJ Department of Transportation									\$2,563,139.98
		Laborer	0	75.0%	0.0%	Journey Worker	36	27	ND*	
Schifano Construction Corp.	NJ Department of Transportation									\$5,594,016.20
		Laborer	32	6.1%	11.6%	Journey Worker	277	17	ND*	
Schifano Construction Corp.	NJ Department of Transportation									\$6,579,616.93
No Records										

* ND: No Data

Contractor	Agency	Trade or Craft	Hours	Minority %	Women %	Classification	Total Work Hours	Minority Work Hours	Women Work Hours	Contract Amount
Schifano Construction Corp.	NJ Department of Transportation									\$6,089,300.64
No Records										
SMBA Construction, LLC	NJ Div. of Property Management									\$2,295,000.00
No Records										
Santorini Construction, Inc.	NJ Div. of Property Management									\$1,518,000.00
		Other	0	0.0%	0.0%	Journey Worker	24	0	ND*	
		Laborer	0	91.2%	0.0%	Journey Worker	329	300	ND*	
		Plumber	0	0.0%	0.0%	Journey Worker	6	0	ND*	
		Carpenter	0	49.9%	0.0%	Journey Worker	347	173	ND*	
		Electrician	0	0.0%	0.0%	Journey Worker	459	0	ND*	
		Asbestos Workers	1,013	87.9%	19.8%	Journey Worker	5,129	4,509	ND*	
Gingerelli Brothers, Inc.	NJ Div. of Property Management									\$1,899,460.00
No Records										
Ferreira Construction, Inc.	NJ Turnpike Authority									\$7,472,568.80
		Laborer	0	30.0%	0.0%	Journey Worker	851	255	ND*	
		Carpenter	0	0.0%	0.0%	Journey Worker	110	0	ND*	
		Ironworker	0	0.0%	0.0%	Journey Worker	149	0	ND*	
Pierson-South State II	NJ Turnpike Authority									\$84,088,096.13
No Records										

* ND: No Data

Contractor	Agency	Trade or Craft	Hours	Minority %	Women %	Classification	Total Work Hours	Minority Work Hours	Women Work Hours	Contract Amount
Ferreira Construction, Inc.	NJ Turnpike Authority									\$45,279,000.00
		Laborer	0	14.7%	0.0%	Journey Worker	3,237	476	ND*	
		Painter	0	0.0%	0.0%	Journey Worker	35	0	ND*	
		Painter	0	0.0%	0.0%	Apprentice	12	0	ND*	
		Carpenter	0	0.0%	0.0%	Journey Worker	122	0	ND*	
		Ironworker	0	38.1%	0.0%	Journey Worker	336	128	ND*	
		Truck Driver	0	0.0%	0.0%	Journey Worker	79	0	ND*	
		Operating Engineer	0	12.8%	0.0%	Journey Worker	439	56	ND*	
Creamer-Sanzari	NJ Turnpike Authority									\$12,636,318.60
		Laborer	0	10.0%	0.0%	Journey Worker	80	8	ND*	
		Carpenter	0	0.0%	0.0%	Journey Worker	16	0	ND*	
		Truck Driver	0	0.0%	0.0%	Journey Worker	10	0	ND*	
		Operating Engineer	0	0.0%	0.0%	Journey Worker	8	0	ND*	
Union Paving, Inc.	NJ Turnpike Authority									\$159,931,514.89
		Laborer	48	18.2%	2.7%	Journey Worker	1,776	323	ND*	
		Laborer	0	0.0%	0.0%	Apprentice	8	0	ND*	
		Carpenter	0	0.0%	0.0%	Journey Worker	57	0	ND*	
		Electrician	0	0.0%	0.0%	Journey Worker	36	0	ND*	
		Truck Driver	0	0.0%	0.0%	Journey Worker	658	0	ND*	
		Operating Engineer	266	10.6%	28.7%	Journey Worker	928	98	ND*	


* ND: No Data

Contractor	Agency	Trade or Craft	Hours	Minority %	Women %	Classification	Total Work Hours	Minority Work Hours	Women Work Hours	Contract Amount
PKF Mark III, Inc	NJ Turnpike Authority									\$22,474,470.65
		Laborer	0	0.0%	0.0%	Journey Worker	257	0	ND*	
		Surveyor	0	0.0%	0.0%	Journey Worker	25	0	ND*	
		Truck Driver	0	0.0%	0.0%	Journey Worker	36	0	ND*	
		Operating Engineer	0	0.0%	0.0%	Journey Worker	20	0	ND*	
Northeast Remsco Inc.	NJ Turnpike Authority									\$40,537,044.20
		Laborer	0	0.0%	0.0%	Journey Worker	288	0	ND*	
		Carpenter	0	0.0%	0.0%	Journey Worker	80	0	ND*	
Hall Building, Inc.	NJ Turnpike Authority									\$4,307,052.00
No Records										
Hall Building, Inc.	NJ Turnpike Authority									\$5,273,757.00
No Records										

Q2 2015


Contractor	Agency	Trade or Craft	Hours	Minority %	Women %	Classification	Total Work Hours	Minority Work Hours	Women Work Hours	Contract Amount
Tilcon New York, Inc.	NJ Department of Transportation									\$5,562,000.00
No Records										

* ND: No Data



Contractor	Agency	Trade or Craft	Hours	Minority %	Women %	Classification	Total Work Hours	Minority Work Hours	Women Work Hours	Contract Amount
IEW Construction Group, Inc.	NJ Department of Transportation									\$6,628,105.02
		Laborer	80	56.6%	27.7%	Journey Worker	3,002	1,700	ND*	
		Operating Engineer	0	2.4%	0.0%	Journey Worker	328	8	ND*	
Orchard Holdings, LLC	NJ Department of Transportation									\$4,946,344.67
No Records										
Stavola Contracting Co., Inc.	NJ Department of Transportation									\$4,634,500.00
No Records										
Joseph M. Sanzari	NJ Department of Transportation									\$5,362,841.92
No Records										
Della Pello Paving, Inc.	NJ Department of Transportation									\$2,954,176.01
No Records										
J.A. Alexander, Inc.	NJ Department of Transportation									\$2,689,098.98
No Records										
Trap Rock Industries, LLC	NJ Department of Transportation									\$7,076,839.27
		Laborer	0	48.7%	0.0%	Journey Worker	343	167	ND*	
		Carpenter	0	0.0%	0.0%	Journey Worker	88	0	ND*	
		Operating Engineer	0	10.9%	0.0%	Journey Worker	423	46	ND*	

* ND: No Data




Contractor	Agency	Trade or Craft	Hours	Minority %	Women %	Classification	Total Work Hours	Minority Work Hours	Women Work Hours	Contract Amount
Southside Inc.	NJ Department of Transportation									\$6,732,843.69
No Records										
A.P. Construction	NJ Turnpike Authority									\$31,918,222.50
No Records										
A.P. Construction	NJ Turnpike Authority									\$12,369,947.00
No Records										
Joseph M. Sanzara	NJ Turnpike Authority									\$8,242,454.50
		Laborer	0	17.2%	0.0%	Journey Worker	4,325	742	ND*	
		Laborer	0	46.9%	0.0%	Apprentice	574	269	ND*	
		Carpenter	0	46.1%	0.0%	Journey Worker	542	250	ND*	
		Truck Driver	0	0.0%	0.0%	Journey Worker	61	0	ND*	
		Operating Engineer	0	0.0%	0.0%	Journey Worker	63	0	ND*	
		Operating Engineer	0	0.0%	0.0%	Apprentice	66	0	ND*	
Joseph M. Sanzara	NJ Turnpike Authority									\$8,132,437.00
		Laborer	0	11.9%	0.0%	Journey Worker	8,870	1,053	ND*	
		Laborer	0	0.0%	0.0%	Apprentice	397	0	ND*	
		Carpenter	0	42.1%	0.0%	Journey Worker	285	120	ND*	
		Carpenter	0	0.0%	0.0%	Apprentice	8	0	ND*	
		Truck Driver	0	0.0%	0.0%	Journey Worker	12	0	ND*	

* ND: No Data

Contractor	Agency	Trade or Craft	Hours	Minority %	Women %	Classification	Total Work Hours	Minority Work Hours	Women Work Hours	Contract Amount
		Operating Engineer	0	0.0%	0.0%	Journey Worker	101	0	ND*	
		Operating Engineer	0	28.6%	0.0%	Apprentice	56	16	ND*	
Crisdel Group	NJ Turnpike Authority									\$7,676,000.00
		Other	0	29.2%	0.0%	Journey Worker	535	156	ND*	
		Laborer	0	31.9%	0.0%	Journey Worker	2,234	712	ND*	
		Truck Driver	0	58.3%	0.0%	Journey Worker	343	200	ND*	
		Operating Engineer	0	20.2%	0.0%	Journey Worker	1,088	220	ND*	
Mulhern Electric Co., Inc.	NJ Div. of Property Management									\$1,066,333.00
		Other	0	0.0%	0.0%	Journey Worker	110	0	ND*	
		Glazier	0	0.0%	0.0%	Journey Worker	496	0	ND*	
		Electrician	0	0.7%	0.0%	Journey Worker	2,300	16	ND*	
Three Sons Restoration	NJ Div. of Property Management									\$3,299,000.00
No Records										
Merrell & Garaguso	NJ Div. of Property Management									\$1,627,233.00
		Roofer	0	0.0%	0.0%	Journey Worker	135	0	ND*	
		Laborer	0	6.9%	0.0%	Journey Worker	1,659	114	ND*	
		Painter	0	0.0%	0.0%	Journey Worker	16	0	ND*	
		Carpenter	0	0.0%	0.0%	Journey Worker	1,780	0	ND*	
		Ironworker	0	5.9%	0.0%	Journey Worker	836	49	ND*	
		Electrician	0	0.0%	0.0%	Journey Worker	68	0	ND*	

* ND: No Data



Contractor	Agency	Trade or Craft	Hours	Minority %	Women %	Classification	Total Work Hours	Minority Work Hours	Women Work Hours	Contract Amount
		Operating Engineer	0	0.0%	0.0%	Journey Worker	205	0	ND*	
		Bricklayer or Mason	0	0.0%	0.0%	Journey Worker	169	0	ND*	
Gabe Sanga Inc.	NJ Div. of Property Management									\$5,456,000.00
		Electrician	0	0.0%	0.0%	Journey Worker	56	0	ND*	
E. R. Barrett, Inc.	NJ Div. of Property Management									\$1,516,760.00
No Records										
Three Sons Restoration	NJ Div. of Property Management									\$2,697,500.00
No Records										

Q3 2015

Contractor	Agency	Trade or Craft	Hours	Minority %	Women %	Classification	Total Work Hours	Minority Work Hours	Women Work Hours	Contract Amount
Crisdal Group, Inc.	NJ Department of Transportation									\$2,963,295.00
No Records										
Mount Construction Co., Inc.	NJ Department of Transportation									\$6,177,037.00
No Records										
WHL Enterprises	NJ Turnpike Authority									\$1,522,900.00
No Records										

* ND: No Data

Contractor	Agency	Trade or Craft	Hours	Minority %	Women %	Classification	Total Work Hours	Minority Work Hours	Women Work Hours	Contract Amount
Gaudelli Brothers	NJ Turnpike Authority									\$1,274,200.00
		Other	0	100.0%	0.0%	Journey Worker	24	24	ND*	
		Laborer	0	0.0%	0.0%	Journey Worker	3	0	ND*	
		Plumber	0	20.2%	0.0%	Journey Worker	104	21	ND*	
		Electrician	0	0.0%	0.0%	Journey Worker	10	0	ND*	
		Operating Engineer	0	0.0%	0.0%	Journey Worker	2	0	ND*	
		Operating Engineer	0	0.0%	0.0%	Apprentice	2	0	ND*	
A.P.S. Contracting	NJ Turnpike Authority									\$14,923,020.00
		Tiler	0	11.9%	0.0%	Journey Worker	97	0	ND*	
		Laborer	0	0.0%	0.0%	Journey Worker	231	0	ND*	
		Electrician	0	42.1%	0.0%	Journey Worker	4	0	ND*	
		Operating Engineer	0	0.0%	0.0%	Journey Worker	133	0	ND*	
Joseph A. Natoli Construction	NJ Turnpike Authority									\$7,237,000.00
		Laborer	0	27.1%	0.0%	Journey Worker	1,050	285	ND*	
		Plumber	0	0.0%	0.0%	Journey Worker	120	0	ND*	
		Plumber	0	0.0%	0.0%	Apprentice	66	0	ND*	
		Carpenter	0	0.0%	0.0%	Journey Worker	504	0	ND*	
		Ironworker	0	0.0%	0.0%	Journey Worker	616	0	ND*	
		Electrician	0	0.0%	0.0%	Journey Worker	640	0	ND*	
		Steamfitter	0	0.0%	0.0%	Journey Worker	42	0	ND*	

* ND: No Data

Contractor	Agency	Trade or Craft	Hours	Minority %	Women %	Classification	Total Work Hours	Minority Work Hours	Women Work Hours	Contract Amount
		Steamfitter	0	0.0%	0.0%	Apprentice	30	0	ND*	
		HVAC Mechanic	0	0.0%	0.0%	Journey Worker	111	0	ND*	
		Operating Engineer	0	0.0%	0.0%	Journey Worker	245	0	ND*	
		Bricklayer or Mason	0	0.0%	0.0%	Journey Worker	908	0	ND*	
George Harms Construction	NJ Turnpike Authority									\$33,715,547.40
		Laborer	0	26.4%	0.0%	Journey Worker	7,567	1,996	ND*	
		Carpenter	0	41.5%	0.0%	Journey Worker	431	179	ND*	
		Carpenter	392	0.0%	85.4%	Apprentice	459	0	ND*	
		Ironworker	24	59.5%	1.7%	Journey Worker	1,447	861	ND*	
		Truck Driver	32	15.8%	2.7%	Journey Worker	1,205	190	ND*	
		Operating Engineer	0	22.4%	0.0%	Journey Worker	3,505	785	ND*	
		Operating Engineer	221	0.0%	96.5%	Apprentice	229	0	ND*	
PKF Mark III	NJ Turnpike Authority									\$26,978,815.80
		Laborer	0	36.9%	0.0%	Journey Worker	282	104	ND*	
		Surveyor	0	0.0%	0.0%	Journey Worker	53	0	ND*	
		Electrician	0	46.8%	0.0%	Journey Worker	111	52	ND*	
		Truck Driver	0	41.9%	0.0%	Journey Worker	74	31	ND*	
		Operating Engineer	0	54.0%	0.0%	Journey Worker	50	27	ND*	
Joseph A. Natoli Construction										\$41,087,000.00
No Records										

* ND: No Data

Contractor	Agency	Trade or Craft	Hours	Minority %	Women %	Classification	Total Work Hours	Minority Work Hours	Women Work Hours	Contract Amount
Joseph M. Sanzara	NJ Turnpike Authority									\$10,998,775.50
		Other	0	0.0%	0.0%	Apprentice	8	0	ND*	
		Laborer	0	18.7%	0.0%	Journey Worker	19,839	3,710	ND*	
		Laborer	0	2.6%	0.0%	Apprentice	723	19	ND*	
		Carpenter	0	87.7%	0.0%	Journey Worker	619	543	ND*	
		Truck Driver	0	10.4%	0.0%	Journey Worker	1,513	158	ND*	
		Operating Engineer	0	0.0%	0.0%	Journey Worker	1,003	0	ND*	
		Operating Engineer	0	100.0%	0.0%	Apprentice	8	8	ND*	
Crisdel Group	NJ Turnpike Authority									\$6,455,000.00
		Other	0	52.3%	0.0%	Journey Worker	839	439	ND*	
		Laborer	0	44.3%	0.0%	Journey Worker	5,324	2,357	ND*	
		Laborer	0	100.0%	0.0%	Apprentice	47	47	ND*	
		Truck Driver	0	23.0%	0.0%	Journey Worker	1,4298	328	ND*	
		Operating Engineer	307	33.2%	10.3%	Journey Worker	2,974	986	ND*	
Crisdel Group	NJ Turnpike Authority									\$9,475,000.00
		Other	0	25.8%	0.0%	Journey Worker	418	108	ND*	
		Laborer	0	24.6%	0.0%	Journey Worker	1,080	266	ND*	
		Laborer	0	100.0%	0.0%	Apprentice	96	96	ND*	
		Truck Driver	0	75.2%	0.0%	Journey Worker	234	176	ND*	
		Operating Engineer	0	14.9%	0.0%	Journey Worker	565	84	ND*	

* ND: No Data

NJ BUILD [NJ BUILDERS UTILIZATION FOR LABOR DIVERSITY PROGRAM]

PL 2009, Chapters 313 and 335 | Eight-Year Retrospective Report



ROBERT ASARO-ANGELO | Commissioner